



Embroidery Design Guide

Stickmuster-Katalog

Guide de motifs de broderie


**Borduurontwerpen
bedieningshandleiding**

Guida ai ricami

Guía de diseños de bordado

Guia de desenho de bordado

**Руководство по дизайнам
для вышивания**



Note

The designated embroidery time in this guide is an estimated time only.

Hinweis

Die in diesem Stickmuster-Katalog angegebene Stickdauer ist nur ein Schätzwert.

Remarque

La durée de broderie indiquée dans ce guide est uniquement une estimation.

Opmerking

De aangegeven borduurtijd deze handleiding is slechts een schatting.

Nota

Il tempo di ricamo indicato in questa guida è solo una stima.

Nota

El tiempo de bordado indicado en esta guía es solo orientativo.

Nota

O tempo de bordar indicado neste guia é apenas uma estimativa.

Примечание

В настоящем руководстве указано приблизительное время вышивания.

Contents

Summary of Embroidery Patterns	2
Embroidery Pattern Color Change Table.....	18
Embroidery Ideas	29
Color Thread Conversion Chart.....	30
Font Name Chart.....	33

Table des matières

Sommaire des motifs de broderie.....	2
Tableau de changement de couleur des motifs de broderie	18
Idées de broderie.....	29
Tableau de conversion des fils de couleur.....	30
Tableau des noms de polices	33

Sommario

Riepilogo dei ricami	2
Tabella dei cambi colore dei ricami.....	18
Idee per ricami.....	29
Tabella di conversione dei colori dei filati	30
Tabella nomi dei font.....	33

Índice

Resumo de padrões de bordado	2
Tabela de alteração de cor do padrão de bordado ...	18
Ideias de bordados	29
Tabela de conversão das cores de linha	30
Quadro de nomes de fontes	33

Inhalt

Übersicht der Stickmuster	2
Stickmuster-Farbtabelle.....	18
Stickideen	29
Stickgarn-Farbtabelle	30
Tabelle der Schriftarten.....	33

Inhoudsopgave

Overzicht van borduurpatronen	2
Kleurwijzigingstabel voor de borduurpatronen ...	18
Borduurideeën	29
Omzettingstabel voor garen kleuren.....	30
Overzicht lettertypen.....	33

Contenido




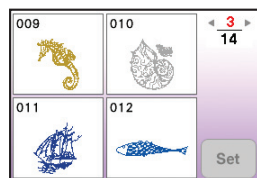
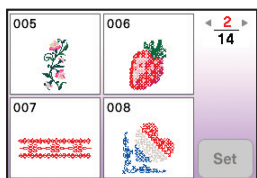

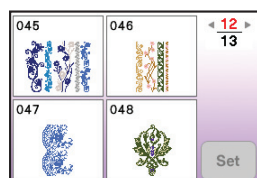
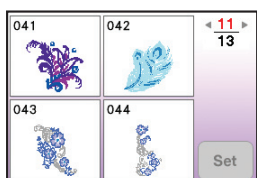
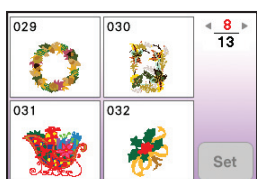






Resumen de diseños de bordado.....	2
Tabla de cambio de color para patrones de bordado	18
Ideas de bordado.....	29
Tabla de conversión de hilos de color	30
Diagrama de nombre de las fuentes	33

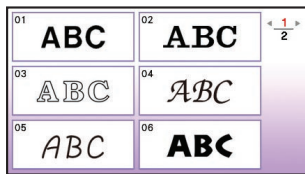
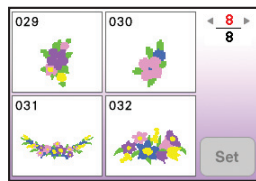
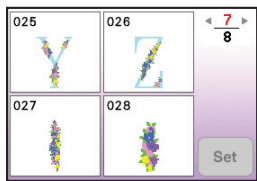
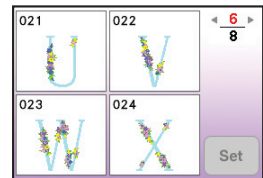

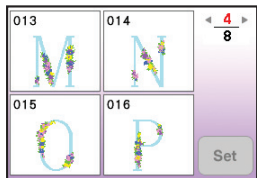
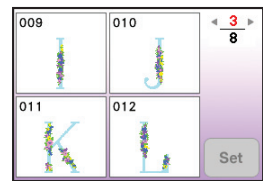
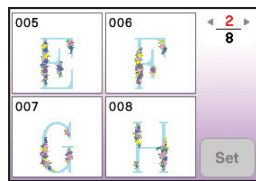
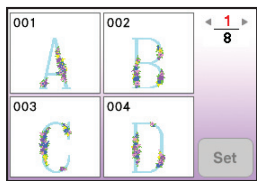
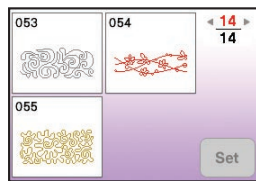
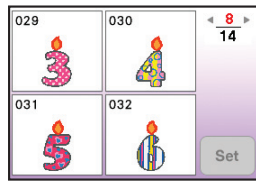
Содержание

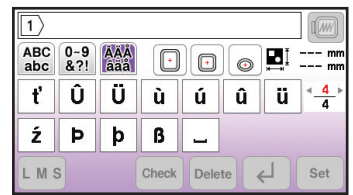
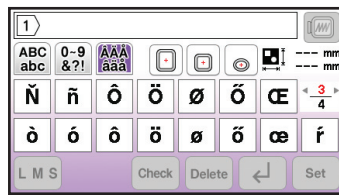
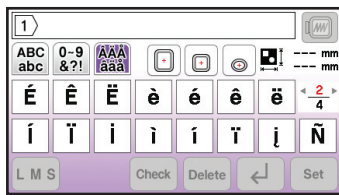
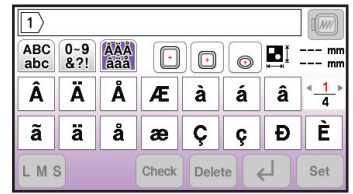
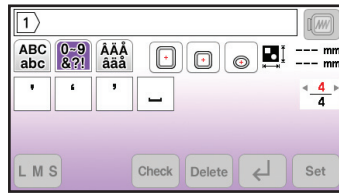
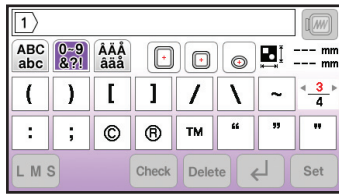
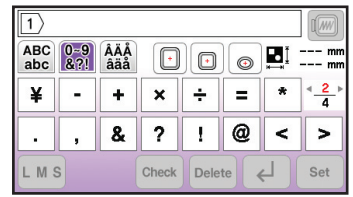
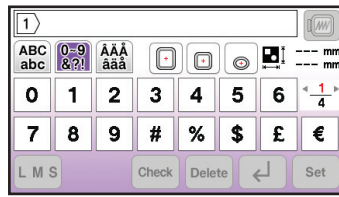
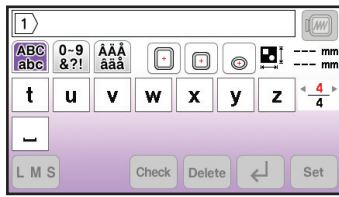
Обзор рисунков для вышивания.....	2
Таблицы цветов нитей для вышивок.....	18
Примеры вышивок	29
Таблица преобразования цветов нитей	30
Таблица названий шрифтов.....	33

Summary of Embroidery Patterns
 Sommaire des motifs de broderie
 Riepilogo dei ricami
 Resumo de padrões de bordado

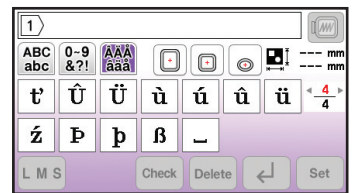
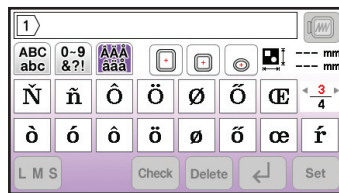
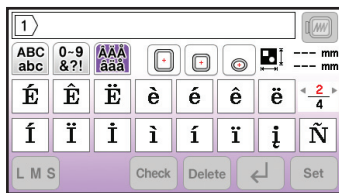
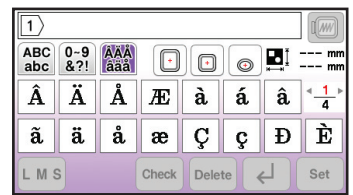
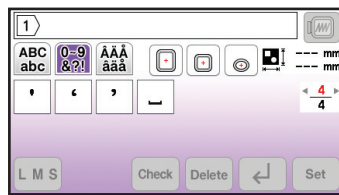
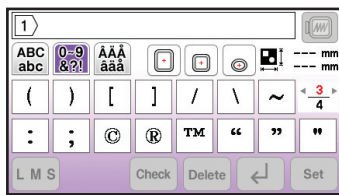
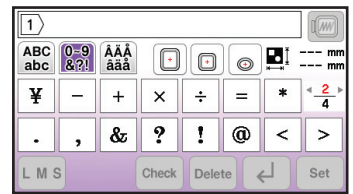
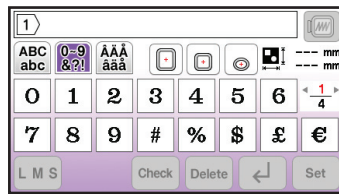
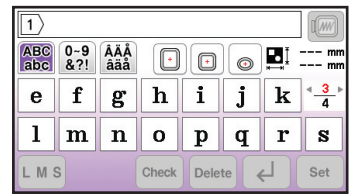
Übersicht der Stickmuster
 Overzicht van borduurpatronen
 Resumen de diseños de bordado
 Обзор рисунков для вышивания



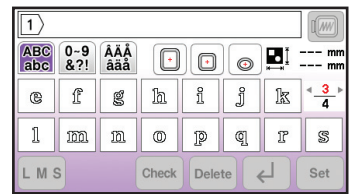
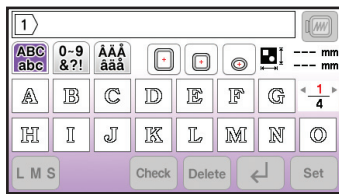




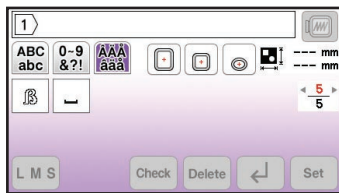
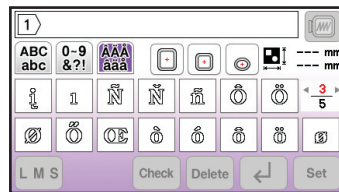
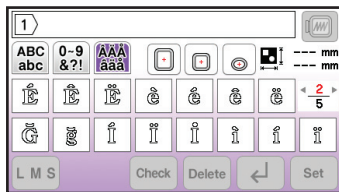
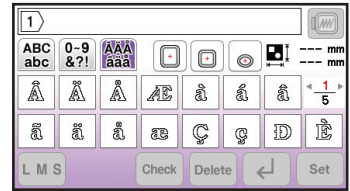
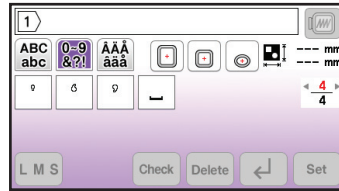
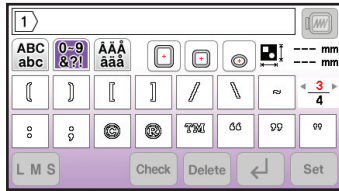
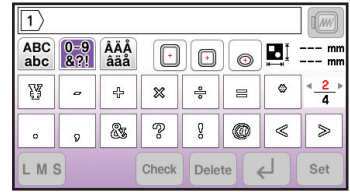
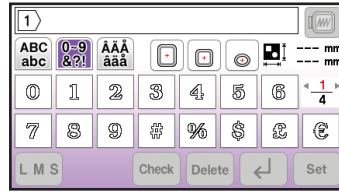
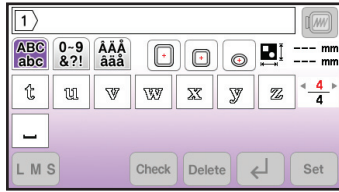
02 ABC



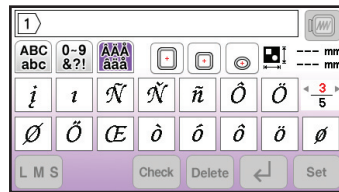
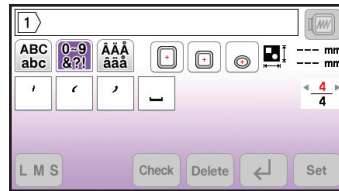
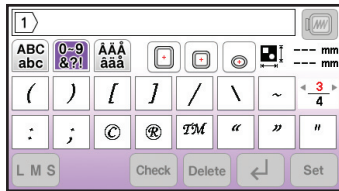
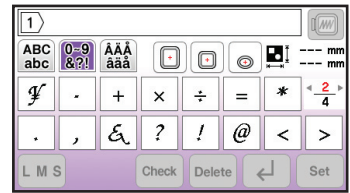
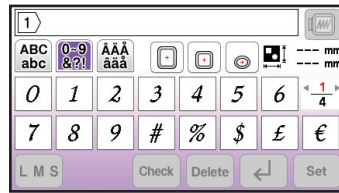
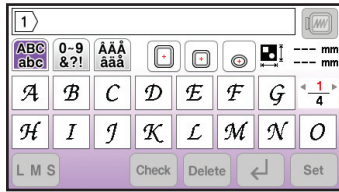
03 ABC

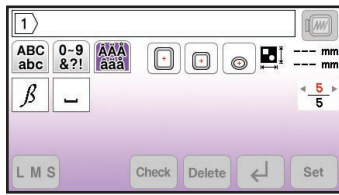


Summary of Embroidery Patterns
 Übersicht der Stickmuster
 Sommaire des motifs de broderie
 Overzicht van borduurpatronen
 Riepilogo dei ricami
 Resumen de diseños de bordado
 Resumo de padrões de bordado
 Обзор рисунков для вышивания

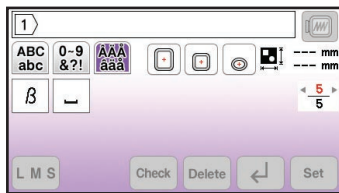
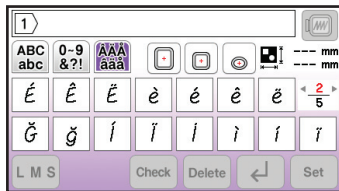
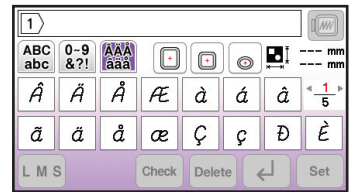
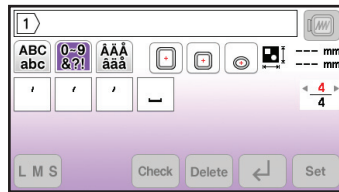
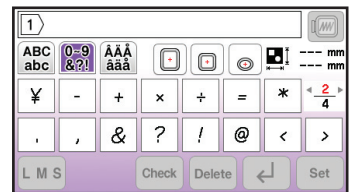
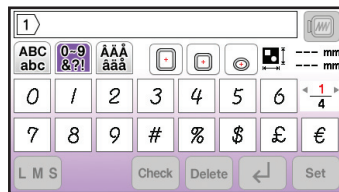
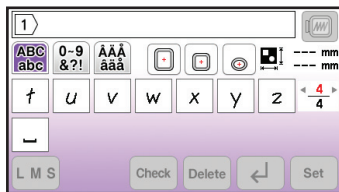
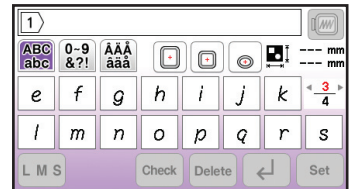
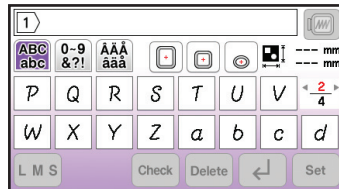


04 ABC

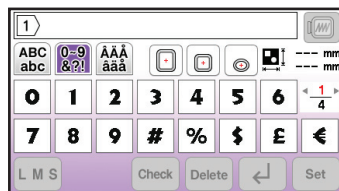
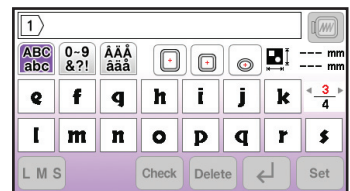
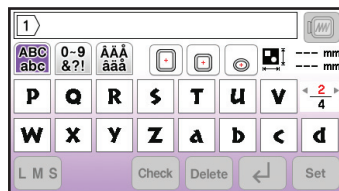




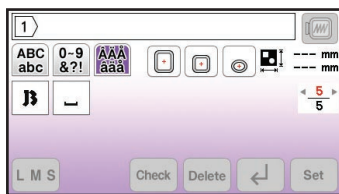
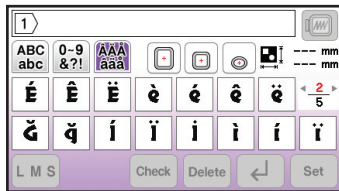
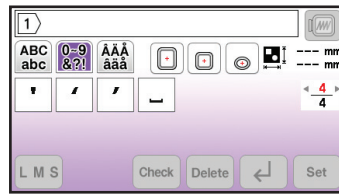
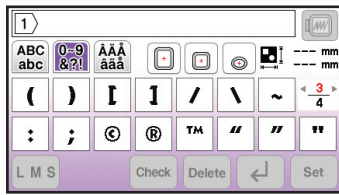
05 ABC



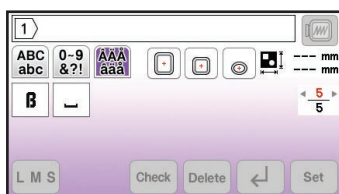
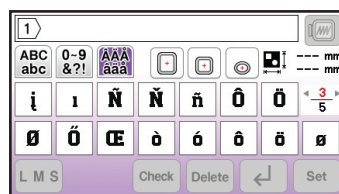
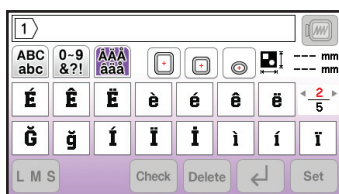
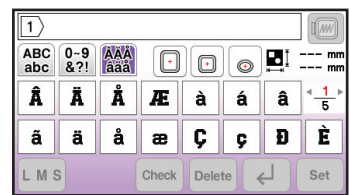
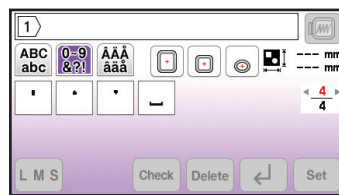
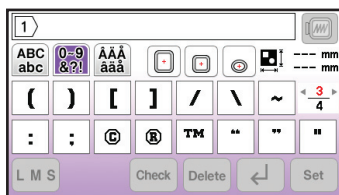
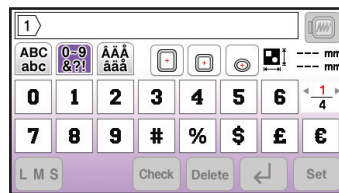
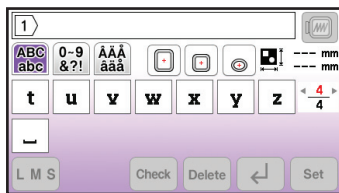
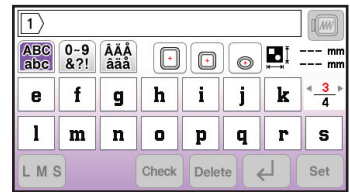
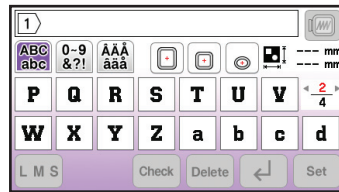
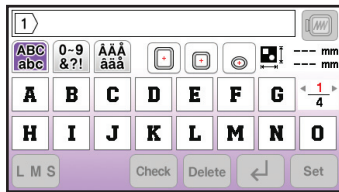
06 ABC



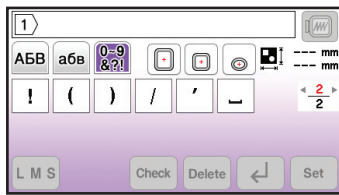
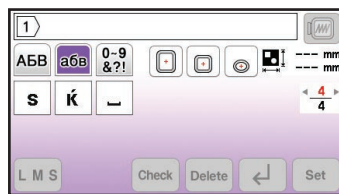
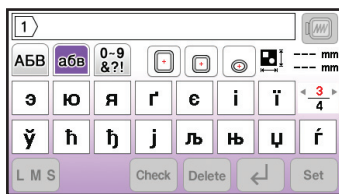
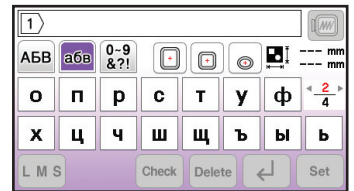
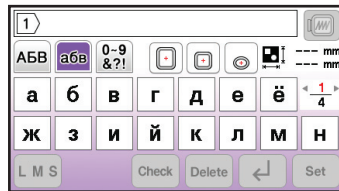
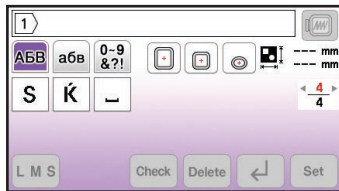
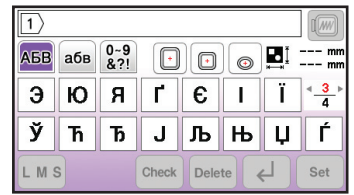
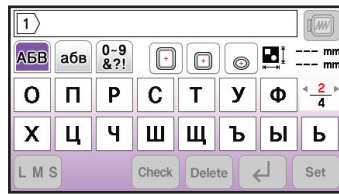
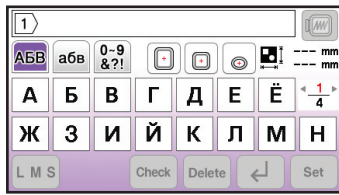
Summary of Embroidery Patterns
 Übersicht der Stickmuster
 Sommaire des motifs de broderie
 Overzicht van borduurpatronen
 Riepilogo dei ricami
 Resumen de diseños de bordado
 Resumo de padrões de bordado
 Обзор рисунков для вышивания



07 **ABC**



08 **АБВ**



Summary of Embroidery Patterns
 Übersicht der Stickmuster
 Sommaire des motifs de broderie
 Overzicht van borduurpatronen
 Riepilogo dei ricami
 Resumen de diseños de bordado
 Resumo de padrões de bordado
 Обзор рисунков для вышивания

- Japanese characters
- Caractères japonais
- Caratteri giapponesi
- Caracteres do alfabeto japonês
- Japanische Zeichen
- Japanse tekens
- Caracteres japoneses
- Японские иероглифы

Hiragana characters: One of the Japanese character sets.
 Katakana characters: One of the Japanese character sets.

Hiragana-Zeichen: Einer der japanischen Zeichensätze.
 Katakana-Zeichen: Einer der japanischen Zeichensätze.

Caractères Hiragana : Un des ensembles de caractères japonais.
 Caractères Katakana : Un des ensembles de caractères japonais.

Hiragana-tekens: Een van de Japanse tekensets.
 Katakana-tekens: Een van de Japanse tekensets.

Caratteri Hiragana: Uno dei set di caratteri giapponesi.
 Caratteri Katakana: Uno dei set di caratteri giapponesi.

Caracteres Hiragana: Uno de los diferentes conjuntos de caracteres japoneses.
 Caracteres Katakana: Uno de los diferentes conjuntos de caracteres japoneses.

Caracteres Hiragana: Um dos conjuntos de caracteres japoneses.
 Caracteres Katakana: Um dos conjuntos de caracteres japoneses.

Хирагана: Один из японских наборов символов.
 Катакана: Один из японских наборов символов.

Arabic numerals, Japanese Kanji numerals
 Arabische Ziffern, japanische Kanji-Ziffern
 Chiffres arabes, chiffres Kanji japonais
 Arabische cijfers, Japanse Kanji-cijfers
 Numeri arabi, numeri Kanji giapponesi
 Números arábigos, números Kanji japoneses
 Numerais arábicos, numerais japoneses em Kanji
 Арабские цифры и иероглифы кандзи

Kanji characters: Often used in daily life / symbols.

Kanji-Zeichen: Im Alltag häufig verwendet / Symbole.

Caractères Kanji : souvent utilisés dans la vie de tous les jours / symboles.

Kanji-tekens: vaak gebruikt in het dagelijks leven/symbolen.

Caratteri kanji: usati spesso nella vita quotidiana/nei simboli.

Caracteres Kanji: se utilizan a menudo cotidianamente / como símbolos.

Caracteres Kanji: usados com frequência no dia a dia / símbolos.

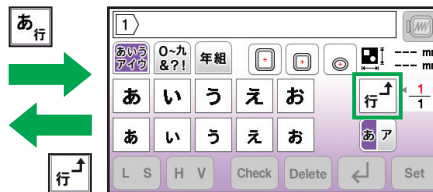
Иероглифы кандзи: часто используются в повседневной жизни или как символы.

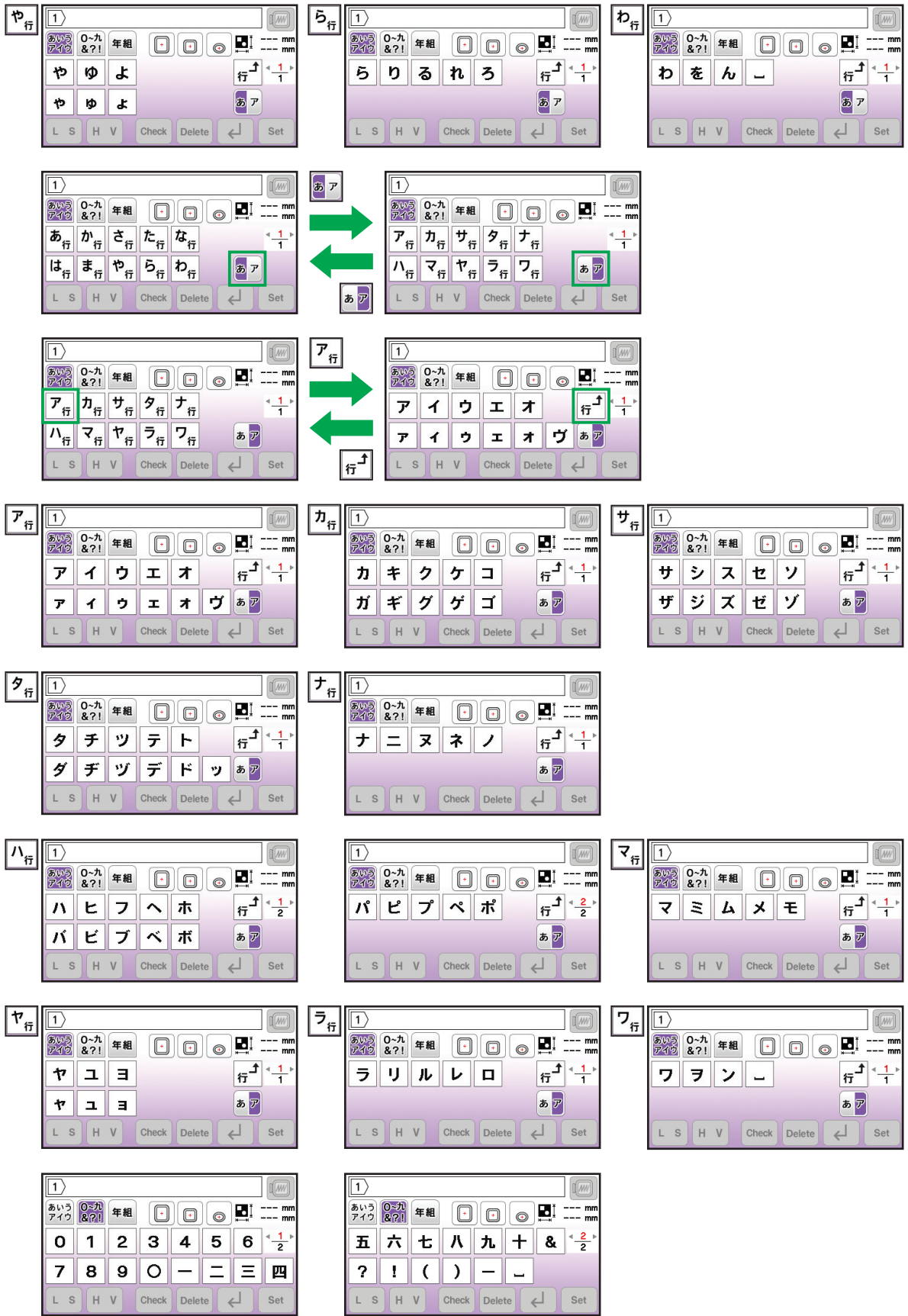


Horizontal
 Horizontal
 Horizontal
 Horizontaal
 Orizzontale
 Horizontal
 Horizontal
 По горизонтали

Vertical
 Vertikal
 Vertical
 Verticaal
 Verticale
 Vertical
 Vertical
 По вертикали

09 あいう



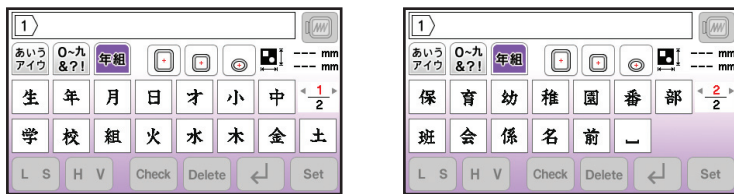
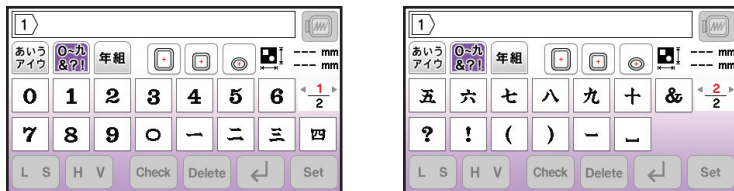
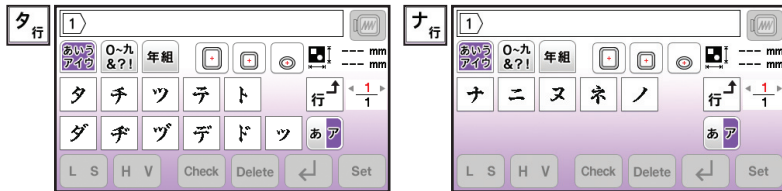


Summary of Embroidery Patterns
 Übersicht der Stickmuster
 Sommaire des motifs de broderie
 Overzicht van borduurpatronen
 Riepilogo dei ricami
 Resumen de diseños de bordado
 Resumo de padrões de bordado
 Обзор рисунков для вышивания

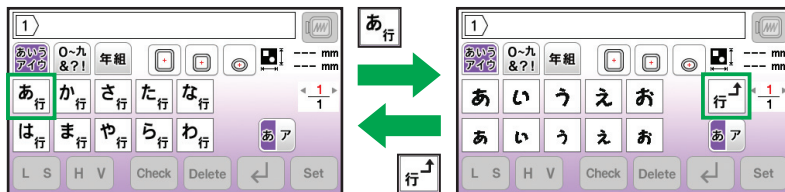


10 あいう

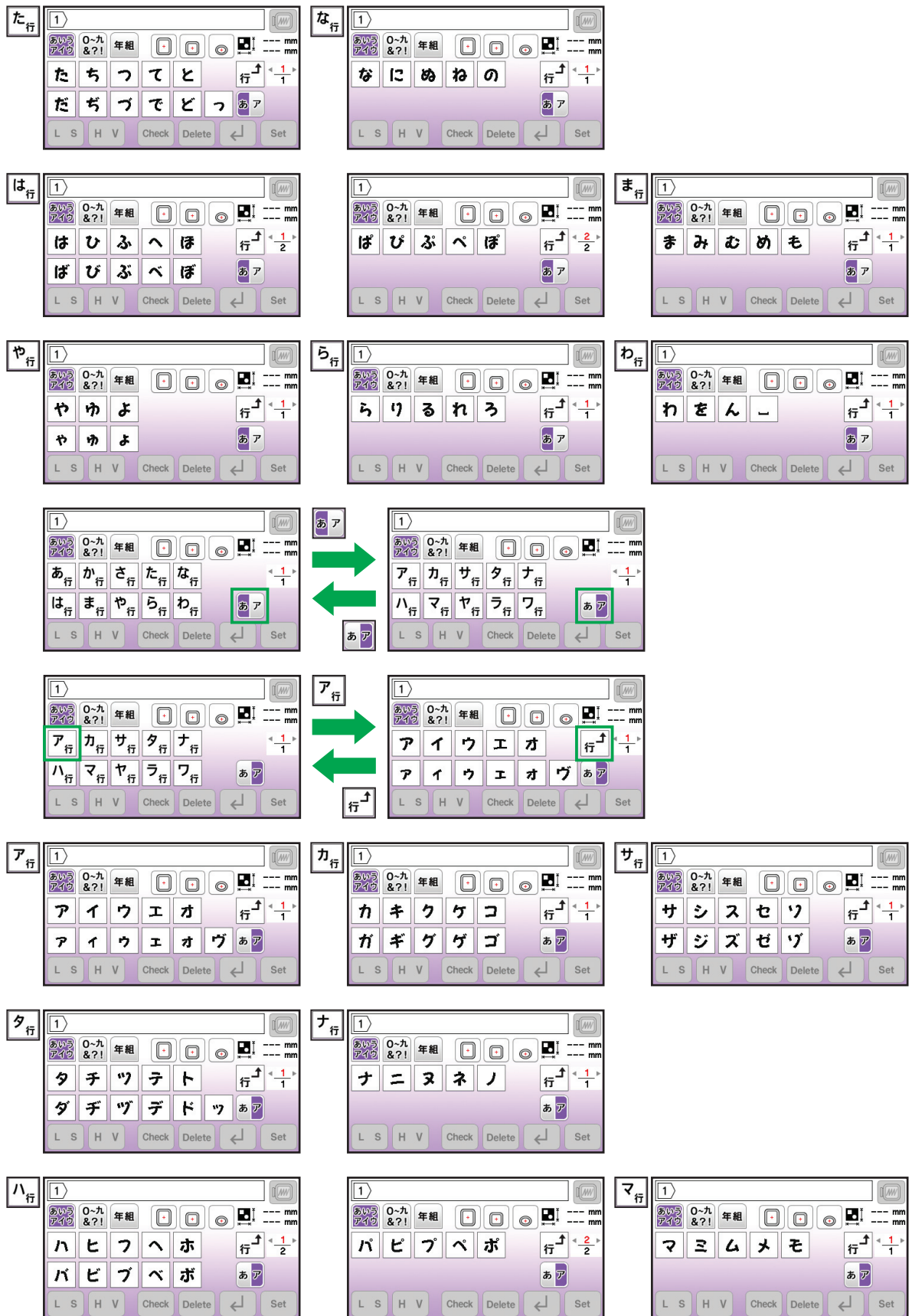


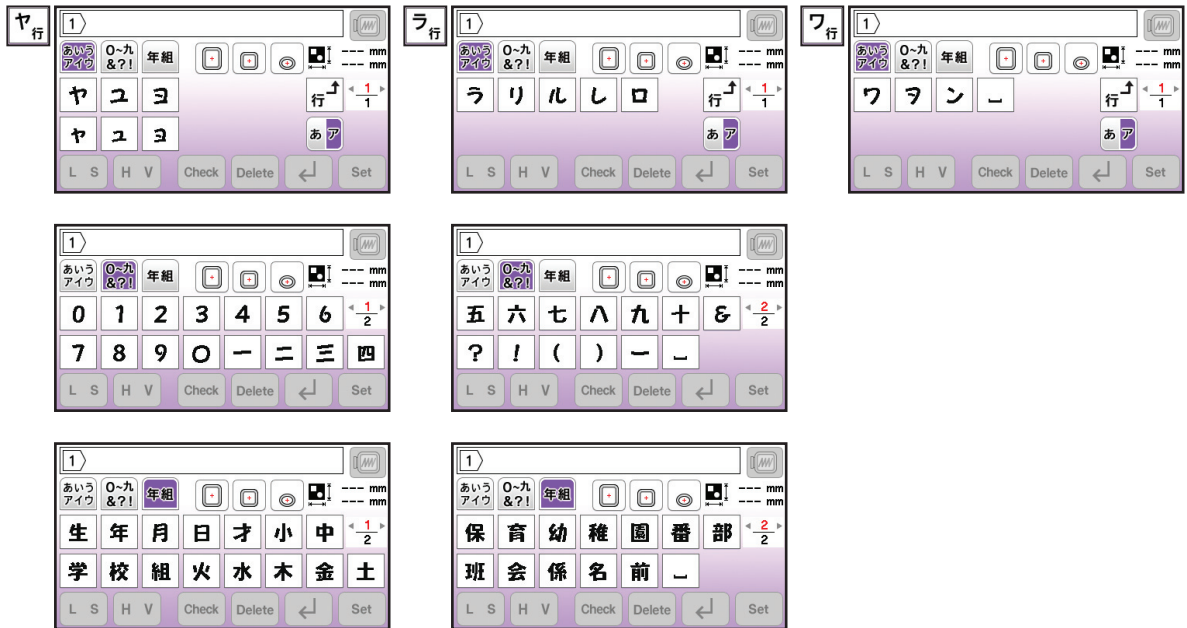


11 あいう



Summary of Embroidery Patterns
 Übersicht der Stickmuster
 Sommaire des motifs de broderie
 Overzicht van borduurpatronen
 Riepilogo dei ricami
 Resumen de diseños de bordado
 Resumo de padrões de bordado
 Обзор рисунков для вышивания





- Example of Kanji characters in daily life
- Exemple de caractères Kanji dans la vie quotidienne
- Esempio di caratteri kanji nella vita di ogni giorno
- Exemplo de caracteres Kanji no dia a dia
- Beispiele für alltägliche Kanji-Zeichen
- Voorbeeld van Kanji-tekenen in het dagelijks leven
- Ejemplo de caracteres Kanji en la vida cotidiana
- Примеры использования иероглифов кандзи в повседневной жизни

一 二 三 四 五 六 七 八 九 十

1, 2, 3, 4, 5, 6, 7, 8, 9, 10

生 年 月 日

Date of birth	Geburtsdatum	Date de naissance	Geboortedatum
Data di nascita	Fecha de nacimiento	Data de nascimento	Дата рождения

一 才

1 year old	1 Jahr alt	1 an	1 jaar oud
1 anno di età	1 año de edad	1 ano	Возраст 1 года

保 育 園

Nursery school	Vorschule	Crèche	Peuterspeelzaal
Asilo nido	Guardería	Escola maternal	Ясли

幼 稚 園

Kindergarten	Kindergarten	École maternelle	Kleuterschool
Scuola materna	Jardín de infancia	Jardim de infância	Детский сад

小 学 校

Elementary school Scuola elementare	Grundschule Escuela primaria	École primaire Ensino básico	Basisschool Начальная школа
--	---------------------------------	---------------------------------	--------------------------------

中 学 校

Junior high school Scuola superiore	Realschule Escuela secundaria	Collège Ensino médio	Middelbare school Средняя школа
--	----------------------------------	-------------------------	------------------------------------

組

Group/Class Gruppo/classe	Gruppe/Klasse Grupo/Clase	Groupe/Classe Grupo/Classe	Groep/klas Группа, класс
------------------------------	------------------------------	-------------------------------	-----------------------------

部

Club/Division Club/sezione	Club/Abteilung Club/División	Club/Division Clube/Divisão	Club/Divisie Клуб, подразделение
-------------------------------	---------------------------------	--------------------------------	-------------------------------------

月

Moon/Monday Luna/lunedì	Mond/Montag Luna/Lunes	Lune/Lundi Lua/Segunda-feira	Maan/Maandag Луна, понедельник
----------------------------	---------------------------	---------------------------------	-----------------------------------

火

Fire/Tuesday Fuoco/martedì	Feuer/Dienstag Fuego/Martes	Feu/Mardi Fogo/Terça-feira	Vuur/Dinsdag Огонь, вторник
-------------------------------	--------------------------------	-------------------------------	--------------------------------

水

Water/Wednesday Acqua/mercoledì	Wasser/Mittwoch Agua/Miércoles	Eau/Mercredi Água/Quarta-feira	Water/Woensdag Вода, среда
------------------------------------	-----------------------------------	-----------------------------------	-------------------------------

木

Tree/Thursday Albero/giovedì	Baum/Donnerstag Árbol/Jueves	Arbre/Jeudi Árvore/Quinta-feira	Boom/Donderdag Дерево, четверг
---------------------------------	---------------------------------	------------------------------------	-----------------------------------

金

Gold/Friday Oro/venerdì	Gold/Freitag Oro/Viernes	Or/Vendredi Ouro/Sexta-feira	Goud/Vrijdag Золото, пятница
----------------------------	-----------------------------	---------------------------------	---------------------------------

土

Soil/Saturday Terra/sabato	Erde/Samstag Tierra/Sábado	Terre/Samedi Terra/Sábado	Grond/Zaterdag Земля, суббота
-------------------------------	-------------------------------	------------------------------	----------------------------------



Sun/Sunday
Sole/domenica

Sonne/Sonntag
Sol/Domingo

Soleil/Dimanche
Sol/Domingo

Zon/Zondag
Солнце, воскресенье

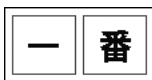


January 1st (Monday)
1° gennaio (lunedì)

1. Januar (Montag)
1 de enero (lunes)

1er janvier (lundi)
1° de janeiro (Segunda-feira)

1 januari (maandag)
1 января (понедельник)



Number 1
Numero 1

Nummer 1
Número 1

Numéro 1
Número 1

Nummer 1
Номер 1



Team
Team

Team
Equipo

Équipe
Time

Team
Команда



Committee
Comitato

Ausschuss
Comité

Comité
Comité

Commissie
Комитет

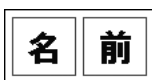


Person in charge
Incaricato

Ansprechpartner
Persona responsable

Responsable
Responsável

Verantwoordelijke
Ответственное лицо

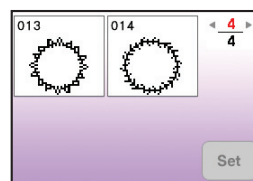
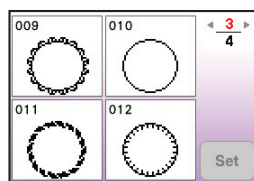
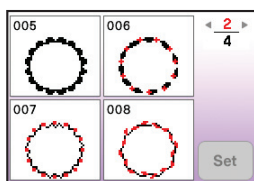
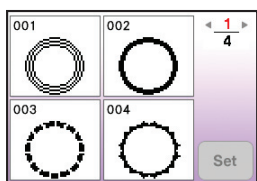
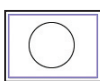
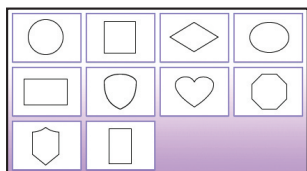


Name
Nome

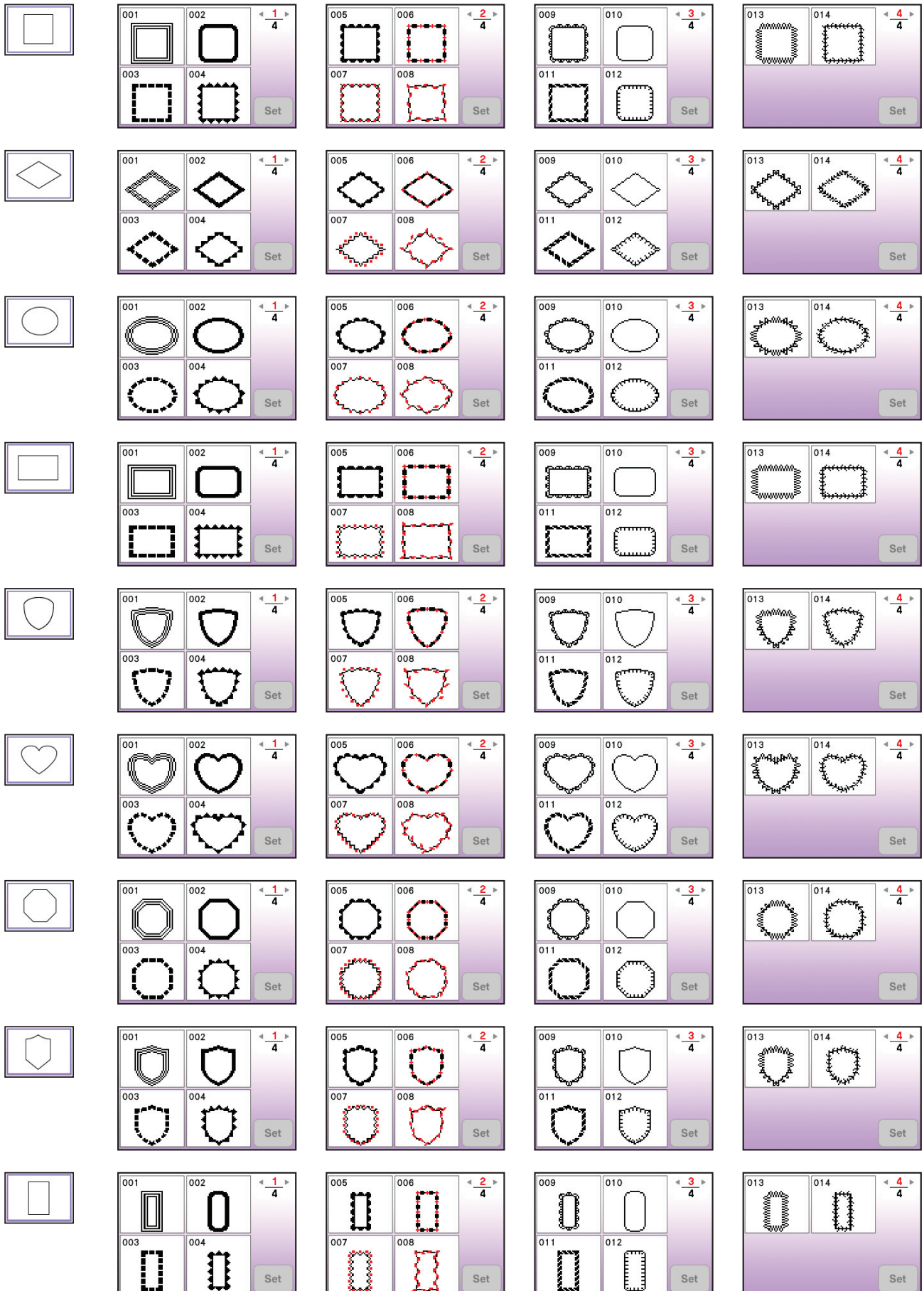
Name
Nombre

Nom
Nome

Naam
Имя



Summary of Embroidery Patterns
 Übersicht der Stickmuster
 Sommaire des motifs de broderie
 Overzicht van borduurpatronen
 Riepilogo dei ricami
 Resumen de diseños de bordado
 Resumo de padrões de bordado
 Обзор рисунков для вышивания



Embroidery Pattern Color Change Table

Tableau de changement de couleur des motifs de broderie

Tabella dei cambi colore dei ricami

Tabela de alteração de cor do padrão de bordado

Stickmuster-Farbtabelle

Kleurwijzigingstabel voor de borduurpatronen

Tabla de cambio de color para patrones de bordado

Таблицы цветов нитей для вышивок

◆ Embroidery patterns

◆ Motifs de broderie

◆ Ricami

◆ Padrões de bordado

◆ Stickmuster

◆ Borduurpatronen

◆ Patrones de bordado

◆ Рисунки для вышивания



- "Four Seasons" designs
- Motifs « Quatre saisons »
- Disegni "Quattro stagioni"
- Desenhos "Quatro estações"

- Designs „Vier Jahreszeiten“
- "Vier seizoenen" ontwerpen
- Diseños "Cuatro estaciones"
- Рисунки "Четыре времени года"

No.1 14 min

Time required for embroidering
Stickdauer
Durée requise pour broder
Tijd benodigd voor het borduren
Tempo di ricamo necessario
Tiempo requerido para el bordado
Tempo necessário para bordar
Время, необходимое для вышивания

Order to embroider
Stickreihenfolge
Séquence de broderie
Borduurvolgorde
Sequenza dei cambi colore del ricamo
Orden para el bordador
Ordem para bordar
Порядок вышивания

1	(124)
2	(001)
3	(086)
4	(001)
5	(017)
6	(612)
7	(085)
8	(205)
9	(019)
10	(900)

Embroidery thread color number
Stickgarn-Farbnummer
Numéro de couleur du fil de broderie
Kleurnummer borduurgaren
Número del colore del hilo da ricamo
Número de color del hilo de bordado
Número da cor da linha de bordar
Номер цвета нити для вышивания

Embroidery size
Größe der Stickerei
Taille de la broderie
Afmeting borduurmotief
Dimensioni del ricamo
Tecla de tamaño
Tamanho do bordado
Размер вышивки

Embroidery thread color
Stickgarnfarbe
Couleur du fil de broderie
Kleur borduurgaren
Colore filo ricamo
Color del hilo de bordado
Cor da linha de bordar
Цвет нити для вышивания

↓ 67.2 mm
↔ 66.3 mm

No.7 22 min

1	(399)
2	(337)
3	(001)
4	(017)
5	(405)

↓ 150.3 mm
↔ 112.8 mm

No.2 11 min

1	(027)	6	(085)
2	(612)	7	(206)
3	(070)	8	(086)
4	(502)	9	(001)
5	(019)	10	(070)

↓ 52.4 mm ↔ 63.0 mm

No.5 14 min

1	(124)	7	(509)	13	(613)
2	(800)	8	(613)	14	(612)
3	(001)	9	(612)	15	(613)
4	(807)	10	(206)	16	(206)
5	(348)	11	(612)		
6	(206)	12	(509)		

↓ 56.0 mm ↔ 74.8 mm

16 min

1	(509)	6	(502)	11	(001)
2	(206)	7	(509)	12	(017)
3	(001)	8	(086)	13	(086)
4	(124)	9	(502)		
5	(017)	10	(509)		

↓ 68.1 mm ↔ 98.3 mm

No.9 48 min

1	(509)
2	(513)
3	(502)
4	(079)
5	(001)
6	(206)
7	(208)
8	(513)
9	(502)
10	(509)

↓ 131.5 mm
↔ 129.3 mm

No.3 3 min

1	(812)
2	(027)
3	(515)
4	(513)

↓ 27.7 mm
↔ 56.7 mm

No.6 9 min

1	(406)
2	(810)
3	(085)
4	(202)

↓ 66.0 mm
↔ 99.7 mm

No.4 5 min

1	(807)
2	(515)
3	(001)
4	(017)
5	(070)


↓ 61.6 mm
↔ 76.9 mm

No.10 13 min

1	(124)
2	(513)
3	(005)
4	(079)
5	(086)
6	(206)


↓ 90.9 mm
↔ 90.5 mm

No.11 **15 min**



1	(001)
2	(019)
3	(205)
4	(209)
5	(085)
6	(030)
7	(900)
8	(405)
9	(339)
↓	76.5 mm
↔	69.9 mm


No.15



5 min


1	(001)	5	(202)	9	(800)
2	(017)	6	(019)	10	(086)
3	(502)	7	(126)	11	(001)
4	(086)	8	(612)		
↓ 63.0 mm ↔ 29.7 mm					

No.18 **16 min**



1	(509)
2	(030)
3	(206)
4	(126)
5	(328)
6	(337)
7	(323)
8	(017)
9	(206)
10	(126)
↓	73.2 mm
↔	93.0 mm

No.12 **2 min**



1	(800)
2	(019)
3	(001)
4	(420)
↓	28.9 mm
↔	18.9 mm


No.16



23 min

1	(019)	6	(086)	11	(085)
2	(515)	7	(206)	12	(086)
3	(513)	8	(019)	13	(206)
4	(209)	9	(515)		
5	(085)	10	(513)		
↓ 82.7 mm ↔ 85.3 mm					


No.19



50 min


1	(507)	7	(107)	13	(001)
2	(534)	8	(202)	14	(017)
3	(507)	9	(206)	15	(800)
4	(001)	10	(507)	16	(107)
5	(017)	11	(534)	17	(202)
6	(800)	12	(507)	18	(206)
↓ 123.2 mm ↔ 120.6 mm					

No.13 **15 min**




1	(030)
2	(209)
3	(208)
4	(206)
5	(202)
6	(900)
↓	50.9 mm
↔	74.5 mm

No.17 **16 min**



1	(399)
2	(534)
3	(810)
4	(399)
5	(070)
6	(614)
7	(086)
↓	87.3 mm
↔	89.2 mm


No.20



20 min

1	(001)	9	(001)	17	(001)
2	(323)	10	(323)	18	(323)
3	(513)	11	(513)	19	(507)
4	(507)	12	(507)	20	(513)
5	(513)	13	(513)	21	(206)
6	(206)	14	(206)	22	(208)
7	(208)	15	(208)	23	(328)
8	(328)	16	(328)		
↓ 76.3 mm ↔ 76.4 mm					

No.14 **8 min**



1	(001)
2	(005)
3	(405)
4	(800)
5	(001)
6	(817)
↓	50.2 mm
↔	50.2 mm

Patterns marked with ● have been rotated. Check your design placement prior to embroidering.
 Muster, die mit ● gekennzeichnet sind, wurden gedreht. Überprüfen Sie die Platzierung Ihres Designs, bevor Sie mit Sticken beginnen.
 Les motifs signalés par ● ont été pivotés. Vérifiez l'emplacement de votre motif avant de commencer à broder.
 Patronen die zijn gemarkeerd met ● zijn gedraaid. Controleer de plaats van uw ontwerp voordat u gaat borduren.
 I ricami contrassegnati dal simbolo ● appaiono ruotati. Prima di procedere a ricamare, verificare la posizione del ricamo.
 Los patrones marcados con ● se han girado. Compruebe la colocación del diseño antes de bordar.
 Os padrões marcados com ● foram invertidos. Verifique o posicionamento do seu desenho antes de bordar.
 Рисунки, отмеченные знаком ●, повернуты. Проверьте расположение рисунка перед началом вышивания.



No.21 **28 min**

1	(205)
2	(900)
3	(707)
4	(001)
5	(707)
6	(005)
7	(070)
8	(030)
9	(900)
↓	77.5 mm
↔	74.1 mm



No.25 **20 min**

1	(517)
2	(323)
3	(214)
4	(348)
5	(800)
6	(214)
7	(330)
8	(030)
9	(214)
↓	88.9 mm
↔	112.0 mm



No.28 **17 min**

1	(348)	6	(058)	11	(058)
2	(214)	7	(208)	12	(348)
3	(126)	8	(214)	13	(339)
4	(208)	9	(126)		
5	(513)	10	(348)		
↓ 55.9 mm ↔ 122.9 mm					



No.22 **4 min**

1	(058)
2	(209)
3	(202)
4	(323)
5	(513)
6	(515)
↓	30.1 mm
↔	33.0 mm



No.26 **14 min**

1	(307)
2	(517)
3	(513)
4	(515)
5	(612)
6	(807)
7	(517)
8	(812)
↓	74.3 mm
↔	75.8 mm



No.29 **43 min**

1	(348)	12	(348)	23	(517)
2	(214)	13	(214)	24	(348)
3	(515)	14	(333)	25	(214)
4	(214)	15	(328)	26	(515)
5	(333)	16	(323)	27	(328)
6	(517)	17	(515)	28	(323)
7	(323)	18	(214)	29	(058)
8	(058)	19	(517)	30	(214)
9	(348)	20	(323)		
10	(515)	21	(348)		
11	(517)	22	(333)		
↓ 123.4 mm ↔ 123.6 mm					



No.23 **13 min**

1	(214)	5	(515)	9	(612)
2	(323)	6	(513)	10	(620)
3	(339)	7	(209)	11	(339)
4	(030)	8	(208)		
↓ 52.8 mm ↔ 69.3 mm					



No.24 **8 min**

1	(328)
2	(323)
3	(415)
4	(339)
5	(517)
6	(307)
↓	45.8 mm
↔	53.4 mm



No.27 **28 min**

1	(307)	8	(812)	15	(612)
2	(517)	9	(307)	16	(812)
3	(513)	10	(517)	17	(612)
4	(515)	11	(513)	18	(807)
5	(807)	12	(515)	19	(812)
6	(517)	13	(807)		
7	(612)	14	(517)		
↓ 106.6 mm ↔ 106.8 mm					



No.30 **47 min**

1	(399)	12	(328)	23	(339)
2	(328)	13	(517)	24	(542)
3	(206)	14	(206)	25	(517)
4	(337)	15	(339)	26	(058)
5	(339)	16	(337)	27	(399)
6	(517)	17	(542)	28	(206)
7	(328)	18	(058)	29	(517)
8	(058)	19	(542)	30	(339)
9	(542)	20	(399)	31	(328)
10	(399)	21	(328)	32	(058)
11	(058)	22	(206)	33	(542)
↓ 148.1 mm ↔ 114.0 mm					

Embroidery Pattern Color Change Table
Stickmuster-Farbtabelle
Tableau de changement de couleur des motifs de broderie
Kleurwijzigingstabel voor de borduurpatronen
Tabella dei cambi colore dei ricami
Tabla de cambio de color para patrones de bordado
Tabela de alteração de cor do padrão de bordado
Таблицы цветов нитей для вышивок



No.31

13 min	
1 (406)	7 (019)
2 (507)	8 (001)
3 (513)	9 (086)
4 (205)	10 (328)
5 (513)	11 (800)
6 (612)	12 (205)
↓ 56.1 mm ↔ 71.7 mm	



No.35

7 min	
1 (030)	
↓ 77.8 mm	
↔ 75.2 mm	



No.39

24 min	
1 (399)	
2 (348)	
3 (507)	
4 (800)	
5 (348)	
6 (507)	
7 (800)	
8 (348)	
↓ 95.8 mm	
↔ 102.3 mm	



No.32

4 min	
1 (323)	
2 (208)	
3 (507)	
4 (800)	
↓ 49.4 mm	
↔ 40.2 mm	



No.36

14 min	
1 (058)	
2 (515)	
3 (800)	
4 (206)	
5 (323)	
6 (058)	
7 (534)	
↓ 56.0 mm	
↔ 89.4 mm	



No.40

12 min	
1 (507)	
2 (328)	
3 (001)	
4 (800)	
5 (328)	
↓ 52.8 mm	
↔ 98.5 mm	



No.33

8 min	
1 (001)	
2 (017)	
3 (206)	
4 (807)	
5 (612)	
6 (515)	
↓ 54.5 mm	
↔ 76.3 mm	



No.37

18 min	
1 (328)	
2 (348)	
3 (126)	
4 (206)	
5 (107)	
6 (001)	
7 (507)	
8 (328)	
9 (107)	
↓ 92.4 mm	
↔ 90.7 mm	



No.34

7 min	
1 (001)	
2 (800)	
3 (817)	
4 (214)	
5 (209)	
6 (900)	
↓ 60.8 mm	
↔ 30.4 mm	

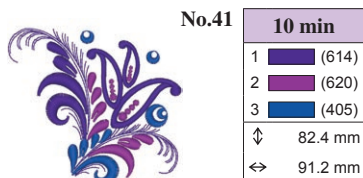


No.38

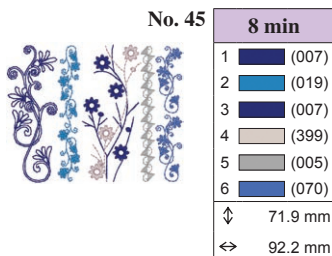
14 min	
1 (058)	
2 (307)	
3 (206)	
4 (001)	
5 (058)	
6 (507)	
7 (800)	
8 (019)	
9 (030)	
10 (017)	
11 (019)	
12 (001)	
↓ 75.1 mm	
↔ 100.1 mm	

- "Other" designs
- « Autres » motifs
- Disegni "Vari"
- "Outros" desenhos

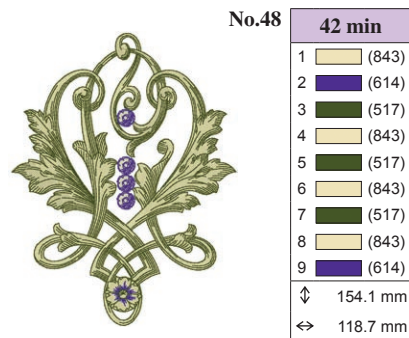
- Sonstige Designs
- "Andere" ontwerpen
- "Otros" diseños
- Другие рисунки



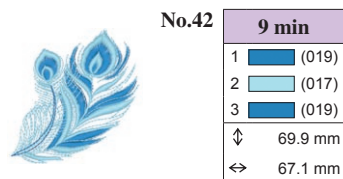
No.41		10 min
1	(614)	
2	(620)	
3	(405)	
↓	82.4 mm	
↔	91.2 mm	



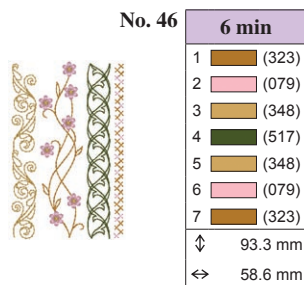
No. 45		8 min
1	(007)	
2	(019)	
3	(007)	
4	(399)	
5	(005)	
6	(070)	
↓	71.9 mm	
↔	92.2 mm	



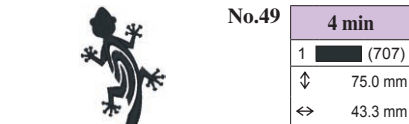
No.48		42 min
1	(843)	
2	(614)	
3	(517)	
4	(843)	
5	(517)	
6	(843)	
7	(517)	
8	(843)	
9	(614)	
↓	154.1 mm	
↔	118.7 mm	



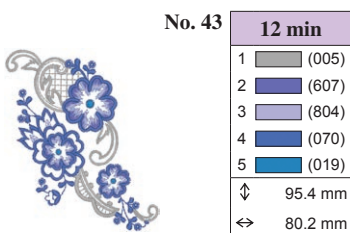
No.42		9 min
1	(019)	
2	(017)	
3	(019)	
↓	69.9 mm	
↔	67.1 mm	



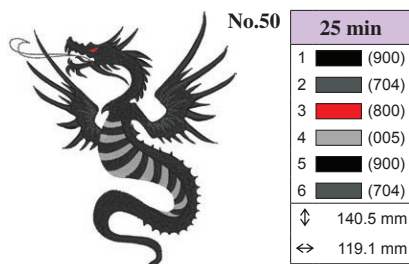
No. 46		6 min
1	(323)	
2	(079)	
3	(348)	
4	(517)	
5	(348)	
6	(079)	
7	(323)	
↓	93.3 mm	
↔	58.6 mm	



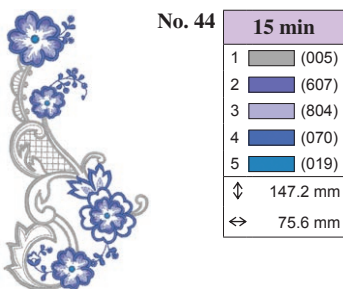
No.49		4 min
1	(707)	
↓	75.0 mm	
↔	43.3 mm	



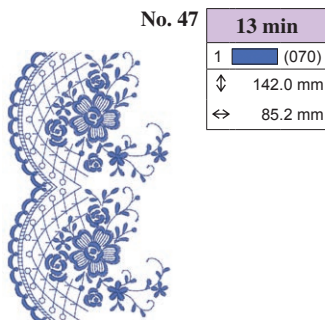
No. 43		12 min
1	(005)	
2	(607)	
3	(804)	
4	(070)	
5	(019)	
↓	95.4 mm	
↔	80.2 mm	



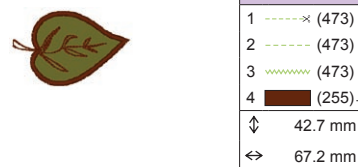
No.50		25 min
1	(900)	
2	(704)	
3	(800)	
4	(005)	
5	(900)	
6	(704)	
↓	140.5 mm	
↔	119.1 mm	



No. 44		15 min
1	(005)	
2	(607)	
3	(804)	
4	(070)	
5	(019)	
↓	147.2 mm	
↔	75.6 mm	



No. 47		13 min
1	(070)	
↓	142.0 mm	
↔	85.2 mm	



★ No.51		2 min
1	(473)	
2	(473)	
3	(473)	
4	(255)	
↓	42.7 mm	
↔	67.2 mm	

Country

- ★ Refer to the machine's operation manual for details on how to embroider appliqués.
- ★ Weitere Hinweise zum Sticken von Applikationen finden Sie in der Bedienungsanleitung der Maschine.
- ★ Reportez-vous au manuel d'instructions de la machine pour plus d'informations sur la broderie des appliqués.
- ★ Meer bijzonderheden over het borduren van applicaties vindt u in de Bedieningshandleiding bij de machine.
- ★ Consultare il manuale di istruzioni per i dettagli relativi al ricamo di appliqué.
- ★ Consulte las instrucciones detalladas acerca de cómo bordar adornos en el Manual de instrucciones de la máquina.
- ★ Consulte o manual de operações da máquina para obter detalhes de como bordar apliques.
- ★ Инструкции по вышиванию аппликаций приведены в руководстве пользователя машины.

Patterns marked with ● have been rotated. Check your design placement prior to embroidering.
 Muster, die mit ● gekennzeichnet sind, wurden gedreht. Überprüfen Sie die Platzierung Ihres Designs, bevor Sie mit Sticken beginnen.
 Les motifs signalés par ● ont été pivotés. Vérifiez l'emplacement de votre motif avant de commencer à broder.
 Patronen die zijn gemarkeerd met ● zijn gedraaid. Controleer de plaats van uw ontwerp voordat u gaat borduren.
 I ricami contrassegnati dal simbolo ● appaiono ruotati. Prima di procedere a ricamare, verificare la posizione del ricamo.
 Los patrones marcados con ● se han girado. Compruebe la colocación del diseño antes de bordar.
 Os padrões marcados com ● foram invertidos. Verifique o posicionamento do seu desenho antes de bordar.
 Рисунки, отмеченные знаком ●, повернуты. Проверьте расположение рисунка перед началом вышивания.

◆ Brother “Exclusives” patterns

◆ Motifs Brother « exclusifs »

◆ Disegni “Esclusivi” Brother

◆ Padrões “Exclusivos” da Brother

◆ Brother-Exklusiv-Muster

◆ Brother patronen “Exclusief”

◆ Patrones “Exclusivos” de Brother

◆ Эксклюзивные дизайны от Brother



No.1

4 min	
1	(542)
2	(337)
↓	52.0 mm
↔	85.8 mm

No.7

3 min	
1	(800)
↓	32.6 mm
↔	113.7 mm

● No.13

● No.2

7 min	
1	(542)
2	(337)
↓	139.7 mm
↔	27.6 mm

No.8

10 min	
1	(405)
2	(399)
3	(800)
↓	111.9 mm
↔	111.4 mm

33 min					
1	(399)	5	(405)		
2	(017)	6	(017)		
3	(001)	7	(001)		
4	(017)	8	(405)		
↓ 147.0 mm ↔ 80.0 mm					

No.3

5 min	
1	(607)
2	(612)
↓	72.4 mm
↔	74.2 mm

No.9

11 min	
1	(328)
↓	83.1 mm
↔	68.0 mm

No.14

No.4

13 min	
1	(612)
2	(001)
3	(086)
4	(027)
5	(086)
↓	73.7 mm
↔	80.0 mm

No.10

26 min	
1	(005)
↓	132.3 mm
↔	113.4 mm

62 min					
1	(515)	9	(515)		
2	(808)	10	(808)		
3	(086)	11	(086)		
4	(079)	12	(124)		
5	(124)	13	(079)		
6	(086)	14	(086)		
7	(807)	15	(807)		
8	(124)				
↓ 128.5 mm ↔ 116.0 mm					

No.5

13 min	
1	(515)
2	(415)
3	(399)
4	(124)
5	(085)
6	(086)
7	(415)
8	(202)
↓	123.3 mm
↔	64.0 mm

No.11

12 min	
1	(406)
↓	95.9 mm
↔	89.9 mm

No.15

27 min	
1	(079)
2	(124)
3	(086)
4	(807)
5	(515)
6	(808)
7	(079)
8	(124)
9	(807)
10	(086)
↓	77.4 mm
↔	94.9 mm


No.6

3 min	
1	(399)
2	(079)
3	(800)
4	(107)
5	(507)
↓	56.8 mm
↔	41.7 mm

● No.12

9 min	
1	(420)
2	(405)
↓	165.0 mm
↔	40.7 mm


No.16 **18 min**



1	(086)
2	(124)
3	(807)
4	(515)
5	(808)
6	(086)
7	(079)
8	(124)
9	(086)
10	(807)

↓ 49.8 mm
↔ 83.8 mm


No.17 **17 min**



1	(399)
2	(817)
3	(079)
4	(124)
5	(086)
6	(107)
7	(086)
8	(124)
9	(086)
10	(107)

↓ 56.2 mm
↔ 70.1 mm


No.18 **6 min**



1	(507)	5	(079)
2	(124)	6	(030)
3	(030)	7	(339)
4	(502)		

↓ 25.4 mm ↔ 41.5 mm

● No.19




21 min

1	(502)	9	(030)	17	(502)
2	(507)	10	(339)	18	(124)
3	(079)	11	(800)	19	(030)
4	(800)	12	(507)	20	(079)
5	(502)	13	(079)	21	(339)
6	(339)	14	(124)	22	(800)
7	(124)	15	(339)		
8	(079)	16	(800)		

↓ 134.9 mm ↔ 76.6 mm

No.20




14 min

1	(017)	7	(420)
2	(420)	8	(017)
3	(019)	9	(019)
4	(502)	10	(017)
5	(027)	11	(420)
6	(339)	12	(019)

↓ 43.2 mm ↔ 69.9 mm

No.21




19 min

1	(017)	13	(017)
2	(420)	14	(420)
3	(019)	15	(019)
4	(502)	16	(502)
5	(027)	17	(027)
6	(339)	18	(339)
7	(420)	19	(420)
8	(017)	20	(017)
9	(019)	21	(019)
10	(017)	22	(017)
11	(420)	23	(420)
12	(019)	24	(019)

↓ 28.5 mm ↔ 125.7 mm


No.22 **6 min**



1	(214)
2	(019)
3	(058)
4	(001)
5	(208)
6	(205)
7	(337)
8	(800)
9	(058)

↓ 71.7 mm
↔ 26.7 mm

No.23




11 min

1	(030)	5	(005)	9	(001)
2	(019)	6	(017)	10	(405)
3	(001)	7	(019)	11	(030)
4	(405)	8	(206)	12	(017)

↓ 48.4 mm ↔ 91.4 mm


No.24 **4 min**



1	(334)
2	(003)
3	(334)
4	(020)
5	(148)
6	(575)
7	(003)

↓ 67.7 mm
↔ 56.4 mm

No.25 **5 min**



1	(043)
2	(444)
3	(003)
4	(575)
5	(043)
6	(336)

↓ 51.1 mm
↔ 84.1 mm

Country (C)

Country (C)

- ★ Refer to the machine's operation manual for details on how to embroider appliqués.
- ★ Weitere Hinweise zum Sticken von Applikationen finden Sie in der Bedienungsanleitung der Maschine.
- ★ Reportez-vous au manuel d'instructions de la machine pour plus d'informations sur la broderie des appliqués.
- ★ Meer bijzonderheden over het borduren van applicaties vindt u in de Bedieningshandleiding bij de machine.
- ★ Consultare il manuale di istruzioni per i dettagli relativi al ricamo di appliqué.
- ★ Consulte las instrucciones detalladas acerca de cómo bordar adornos en el Manual de instrucciones de la máquina.
- ★ Consulte o manual de operações da máquina para obter detalhes de como bordar apliques.
- ★ Инструкции по вышиванию аппликаций приведены в руководстве пользователя машины.

Patterns marked with ● have been rotated. Check your design placement prior to embroidering.

Muster, die mit ● gekennzeichnet sind, wurden gedreht. Überprüfen Sie die Platzierung Ihres Designs, bevor Sie mit Sticken beginnen.

Les motifs signalés par ● ont été pivotés. Vérifiez l'emplacement de votre motif avant de commencer à broder.

Patronen die zijn gemarkeerd met ● zijn gedraaid. Controleer de plaats van uw ontwerp voordat u gaat borduren.

I ricami contrassegnati dal simbolo ● appaiono ruotati. Prima di procedere a ricamare, verificare la posizione del ricamo.


Los patrones marcados con ● se han girado. Compruebe la colocación del diseño antes de bordar.

Os padrões marcados com ● foram invertidos. Verifique o posicionamento do seu desenho antes de bordar.

Рисунки, отмеченные знаком ●, повернуты. Проверьте расположение рисунка перед началом вышивания.

Embroidery Pattern Color Change Table
Stickmuster-Farbtabelle
Tableau de changement de couleur des motifs de broderie
Kleurwijzigingstabel voor de borduurpatronen
Tabella dei cambi colore dei ricami
Tabla de cambio de color para patrones de bordado
Tabela de alteração de cor do padrão de bordado
Таблицы цветов нитей для вышивок


No.26 **23 min**



1	(206)
2	(085)
3	(019)
4	(085)
5	(704)
6	(209)
7	(030)

↓ 93.7 mm
↔ 56.8 mm


No.32 **15 min**



1	(001)
2	(420)
3	(206)
4	(086)
5	(704)
6	(209)
7	(030)

↓ 93.7 mm
↔ 53.0 mm


No.34 **20 min**



1	(513)
2	(001)
3	(206)
4	(515)
5	(704)
6	(209)
7	(030)

↓ 95.1 mm
↔ 60.1 mm


★ No.39 **3 min**



1	-----x (149)
2	-----x (463)
3	-----x (463)
4	-----x (463)
5	(463)
6	-----x (149)
7	-----x (149)
8	(000)

↓ 76.2 mm
↔ 59.3 mm


No.27 **12 min**



1	(420)
2	(406)
3	(019)
4	(704)
5	(209)
6	(030)

↓ 94.3 mm
↔ 41.0 mm


No.33 **13 min**



1	(405)
2	(027)
3	(019)
4	(704)
5	(209)
6	(030)

↓ 93.0 mm
↔ 52.9 mm

No.35 **17 min**




1	(019)
2	(534)
3	(509)
4	(704)
5	(209)
6	(030)

↓ 95.9 mm
↔ 57.8 mm

No.40



No.28 **17 min**



1	(209)
2	(206)
3	(704)
4	(209)
5	(030)

↓ 94.8 mm
↔ 56.3 mm

No.36 **14 min**



1	(001)
2	(205)
3	(079)
4	(214)
5	(058)

↓ 78.6 mm
↔ 51.2 mm

No.36 **14 min**

1	(812)
2	(019)
3	(017)
4	(007)


↓ 126.6 mm ↔ 108.8 mm

58 min

1	(812)
2	(019)
3	(017)
4	(007)

↓ 126.6 mm ↔ 108.8 mm

No.29 **13 min**




1	(086)
2	(124)
3	(704)
4	(209)
5	(030)

↓ 93.8 mm
↔ 55.5 mm

No.37



★ No.41




5 min

1	-----x (800)
2	-----x (800)
3	-----x (800)
4	(800)
5	(086)
6	(085)
7	(058)
8	(001)

↓ 47.8 mm ↔ 79.4 mm

No.30 **15 min**



1	(085)
2	(205)
3	(019)
4	(704)
5	(209)
6	(030)


↓ 92.4 mm
↔ 53.3 mm

18 min

1	(214)	6	(019)	11	(085)
2	(333)	7	(205)	12	(800)
3	(612)	8	(339)	13	(614)
4	(107)	9	(502)	14	(900)
5	(001)	10	(005)	15	(205)

↓ 166.3 mm ↔ 82.3 mm


★ No.42 **3 min**



1	-----x (058)
2	-----x (058)
3	-----x (058)
4	(058)

↓ 35.5 mm
↔ 85.0 mm


No.31 **16 min**



1	(807)
2	(085)
3	(019)
4	(704)
5	(209)
6	(030)

↓ 91.9 mm
↔ 50.5 mm


★ No.38 **8 min**



1	-----x (512)	7	(745)
2	-----x (505)	8	(463)
3	-----x (512)	9	(575)
4	-----x (512)	10	(463)
5	-----x (505)	11	(575)
6	-----x (505)	12	(043)

↓ 56.3 mm ↔ 85.9 mm

★ No.43




9 min

1	-----x (900)
2	-----x (900)
3	-----x (900)
4	(707)

↓ 145.4 mm ↔ 56.0 mm

★ No.44 **5 min**



1	-----x (800)
2	-----x (800)
3	-----x (800)
4	(007)

↓ 129.9 mm
↔ 62.4 mm

Country (C)



★ No.45

35 min	
1	-----× (017)
2	----- (017)
3	----- (017)
4	■ (007)
5	■ (005)
6	■ (406)
7	■ (019)
↕	177.6 mm
↔	114.2 mm



No.50

3 min	
1	■ (214)
2	■ (330)
↕	95.3 mm
↔	83.5 mm



● No.51

3 min	
1	■ (330)
↕	162.8 mm
↔	44.2 mm



No.46

3 min	
1	■ (158)
↕	90.1 mm
↔	90.2 mm

Country



No.52

5 min	
1	■ (517)
2	■ (330)
↕	63.5 mm
↔	103.8 mm



No.47

4 min	
1	■ (158)
↕	84.8 mm
↔	90.8 mm

Country



● No.53

1 min	
1	■ (817)
↕	149.9 mm
↔	63.1 mm



● No.48

14 min	
1	■ (158)
↕	176.7 mm
↔	82.0 mm

Country



● No.54

2 min	
1	■ (800)
↕	163.1 mm
↔	56.3 mm



No.49

3 min	
1	■ (158)
↕	73.8 mm
↔	70.1 mm

Country



● No.55

1 min	
1	■ (328)
↕	155.8 mm
↔	73.8 mm

★ Refer to the machine's operation manual for details on how to embroider appliqués.

★ Weitere Hinweise zum Sticken von Applikationen finden Sie in der Bedienungsanleitung der Maschine.

★ Reportez-vous au manuel d'instructions de la machine pour plus d'informations sur la broderie des appliqués.

★ Meer bijzonderheden over het borduren van applicaties vindt u in de Bedieningshandleiding bij de machine.

★ Consultare il manuale di istruzioni per i dettagli relativi al ricamo di appliqué.

★ Consulte las instrucciones detalladas acerca de cómo bordar adornos en el Manual de instrucciones de la máquina.

★ Consulte o manual de operações da máquina para obter detalhes de como bordar apliques.

★ Инструкции по вышиванию аппликаций приведены в руководстве пользователя машины.

Patterns marked with ● have been rotated. Check your design placement prior to embroidering.

Muster, die mit ● gekennzeichnet sind, wurden gedreht. Überprüfen Sie die Platzierung Ihres Designs, bevor Sie mit Sticken beginnen.

Les motifs signalés par ● ont été pivotés. Vérifiez l'emplacement de votre motif avant de commencer à broder.

Patronen die zijn gemarkeerd met ● zijn gedraaid. Controleer de plaats van uw ontwerp voordat u gaat borduren.

I ricami contrassegnati dal simbolo ● appaiono ruotati. Prima di procedere a ricamare, verificare la posizione del ricamo.

Los patrones marcados con ● se han girado. Compruebe la colocación del diseño antes de bordar.

Os padrões marcados com ● foram invertidos. Verifique o posicionamento do seu desenho antes de bordar.

Рисунки, отмеченные знаком ●, повернуты. Проверьте расположение рисунка перед началом вышивания.

◆ Floral alphabet patterns

◆ Motifs alphabet floral

◆ Alfabeto floreal

◆ Padrões florais de alfabeto

◆ Blumenalphabet

◆ Bloemen alfabet

◆ Patrones alfabéticas en motivo floral

◆ Цветочные шрифты



No.1

17 min	
1	(017)
2	(513)
3	(810)
4	(070)
5	(612)
6	(205)
↕	125.9 mm
↔	78.6 mm



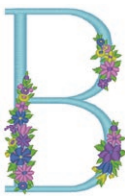
No.6

21 min	
1	(017)
2	(513)
3	(070)
4	(810)
5	(205)
6	(612)
↕	125.9 mm
↔	81.4 mm



No.11

21 min	
1	(017)
2	(513)
3	(810)
4	(612)
5	(205)
6	(070)
↕	125.8 mm
↔	87.8 mm



No.2

20 min	
1	(017)
2	(513)
3	(810)
4	(205)
5	(070)
6	(612)
↕	127.4 mm
↔	83.1 mm



No.7

19 min	
1	(017)
2	(513)
3	(205)
4	(612)
5	(070)
6	(810)
↕	126.6 mm
↔	84.0 mm



No.12

14 min	
1	(017)
2	(513)
3	(810)
4	(205)
5	(612)
6	(070)
↕	126.0 mm
↔	77.2 mm



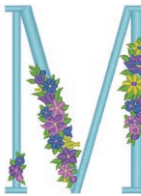
No.3

17 min	
1	(017)
2	(513)
3	(810)
4	(205)
5	(612)
6	(070)
↕	125.8 mm
↔	81.7 mm



No.8

20 min	
1	(017)
2	(513)
3	(612)
4	(810)
5	(205)
6	(070)
↕	126.0 mm
↔	90.4 mm



No.13

28 min	
1	(017)
2	(513)
3	(205)
4	(612)
5	(810)
6	(070)
↕	125.9 mm
↔	103.7 mm



No.4

19 min	
1	(017)
2	(513)
3	(205)
4	(810)
5	(612)
6	(070)
↕	127.2 mm
↔	86.3 mm



No.9

11 min	
1	(017)
2	(513)
3	(612)
4	(810)
5	(070)
6	(205)
↕	125.9 mm
↔	26.1 mm



No.14

19 min	
1	(017)
2	(513)
3	(070)
4	(810)
5	(612)
6	(205)
↕	125.8 mm
↔	86.6 mm



No.5

23 min	
1	(017)
2	(513)
3	(810)
4	(070)
5	(612)
6	(205)
↕	126.1 mm
↔	85.9 mm



No.10

11 min	
1	(017)
2	(513)
3	(612)
4	(810)
5	(070)
6	(205)
↕	125.8 mm
↔	49.8 mm




No.15

18 min	
1	(017)
2	(513)
3	(612)
4	(810)
5	(070)
6	(205)
↕	125.3 mm
↔	95.0 mm

Embroidery Pattern Color Change Table
Stickmuster-Farbtabelle
Tableau de changement de couleur des motifs de broderie
Kleurwijzigingstabel voor de borduurpatronen
Tabella dei cambi colore dei ricami
Tabla de cambio de color para patrones de bordado
Tabela de alteração de cor do padrão de bordado
Таблицы цветов нитей для вышивок

No.16




15 min

1		(017)
2		(513)
3		(810)
4		(070)
5		(205)
6		(612)

↓↑ 126.0 mm
 ↔ 73.4 mm

No.20

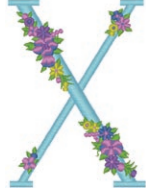


16 min

1		(017)
2		(513)
3		(810)
4		(205)
5		(612)
6		(070)

↓↑ 126.1 mm
 ↔ 70.0 mm

No.24




18 min

1		(017)
2		(513)
3		(070)
4		(810)
5		(205)
6		(612)

↓↑ 126.1 mm
 ↔ 91.6 mm

No.17




24 min

1		(017)
2		(513)
3		(810)
4		(612)
5		(205)
6		(070)

↓↑ 129.4 mm
 ↔ 95.3 mm

No.21




15 min

1		(017)
2		(513)
3		(810)
4		(612)
5		(070)
6		(205)

↓↑ 126.1 mm
 ↔ 79.9 mm

No.25




15 min

1		(017)
2		(513)
3		(070)
4		(810)
5		(612)
6		(205)

↓↑ 125.9 mm
 ↔ 84.8 mm

No.18




20 min

1		(017)
2		(513)
3		(612)
4		(070)
5		(810)
6		(205)

↓↑ 126.0 mm
 ↔ 83.0 mm

No.22




14 min

1		(017)
2		(513)
3		(810)
4		(070)
5		(612)
6		(205)

↓↑ 126.0 mm
 ↔ 77.8 mm

No.26




16 min

1		(017)
2		(513)
3		(810)
4		(205)
5		(612)
6		(070)

↓↑ 125.9 mm
 ↔ 70.0 mm

No.19




17 min

1		(017)
2		(513)
3		(810)
4		(612)
5		(205)
6		(070)

↓↑ 125.9 mm
 ↔ 70.3 mm

No.23




26 min

1		(017)
2		(513)
3		(612)
4		(810)
5		(070)
6		(205)

↓↑ 125.8 mm
 ↔ 119.4 mm

No.27




6 min

1		(513)
2		(612)
3		(810)
4		(070)
5		(205)

↓↑ 95.4 mm
 ↔ 24.7 mm

No.29




1 min

1		(513)
2		(810)
3		(205)
4		(612)

↓↑ 25.7 mm
 ↔ 17.0 mm

No.31




7 min

1		(513)
2		(070)
3		(810)
4		(612)
5		(205)

↓↑ 37.6 mm
 ↔ 109.4 mm

No.28




3 min

1		(513)
2		(810)
3		(612)
4		(205)
5		(070)

↓↑ 47.9 mm
 ↔ 20.5 mm

No.30




1 min

1		(513)
2		(070)
3		(810)

↓↑ 17.9 mm
 ↔ 13.1 mm

No.32



8 min

1		(513)
2		(070)
3		(810)
4		(612)
5		(205)

↓↑ 41.6 mm
 ↔ 79.8 mm

Embroidery Ideas Idées de broderie Idee per ricami Ideias de bordados

Stickideen Borduurideeën Ideas de bordado Примеры вышивок



- Splitting patterns
- Fractionnement de motifs
- Divisione di disegni
- Divisão de padrões
- Muster aufteilen
- Patronen splitsen
- Dividir los patrones
- Разделение рисунков

No.8 16 min

1	(509)
2	(206)
3	(001)
4	(124)
5	(017)
6	(502)
7	(509)
8	(086)
9	(502)
10	(509)
11	(001)
12	(017)
13	(086)

↓ 68.1 mm
↔ 98.3 mm

No.28 17 min

1	(348)
2	(214)
3	(126)
4	(208)
5	(513)
6	(058)
7	(208)
8	(214)
9	(126)
10	(348)
11	(058)
12	(348)
13	(339)

↓ 55.9 mm
↔ 122.9 mm

No.18 16 min

1	(509)
2	(030)
3	(206)
4	(126)
5	(328)
6	(337)
7	(323)
8	(017)
9	(206)
10	(126)

↓ 73.2 mm
↔ 93.0 mm

No.38 14 min

1	(058)
2	(307)
3	(206)
4	(001)
5	(058)
6	(507)
7	(800)
8	(019)
9	(030)
10	(017)
11	(019)
12	(001)

↓ 75.1 mm
↔ 100.1 mm



- Adding buttons
- Ajout de boutons
- Aggiunta di pulsanti
- Adição de botões
- Knöpfe hinzufügen
- Knopen toevoegen
- Añadir botones
- Использование пуговиц



Color Thread Conversion Chart

Tableau de conversion des fils de couleur

Tabella di conversione dei colori dei filati














Tabela de conversão das cores de linha














































Stickgarn-Farbtabelle

Omzettingstabel voor garen kleuren

Tabla de conversión de hilos de color

Таблица преобразования цветов нитей

	Color Name / Name der Farbe / Nom de la couleur / Kleur naam / Nome del colore / Nombre de color / Nome da cor / Наименование цвета	Embroidery	Country	Madeira Polyneon	Madeira Rayon	Sulky	R.A. Polyester
1	Black / Schwarz / Noir / Zwart / Nero / Negro / Preto / Черный	 900	 100	1800	1000	1005	5596
2	White / Weiss / Blanc / Wit / Bianco / Blanco / Branco / Белый	 001	 000	1801	1002	1001	5597
3	Red / Rot / Rouge / Rood / Rosso / Rojo / Vermelho / Красный	 800	 149	1637	1037	1037	5678
4	Pink / Rosa / Rose / Rose / Rosa / Rosado / Cravo / Розовый	 085	 155	1921	1108	1224	5523
5	Deep Rose / Tiefrot / Rose foncé / Roserood / Rosa Intenso / Rosa Intenso / Rosa-carregado / Темно-розовый	 086	 024	1721	1117	1154	9168
6	Flesh Pink / Fleischfarben / Rose chair / Lichtrose / Rosa Carne / Rosa Claro / Rosa pêssego / Свежий розовый	 124	 152	1915	1015	1064	5677
7	Dark Fuchsia / Dunkelviolett / Fuchsia foncé / Donker Fuchsia Paars / Fuchsia Scuro / Fuchsia Oscuro / Vermelho fúcsia escuro / Цвет темной фуксии	 107	 126	1984	1383	1533	5804
8	Vermillion / Zinnoberrrot / Vermillion / Vermil Joen / Rosso Vermiglio / Bermellon / Vermelho / Багряный	 030	 148	1779	1179	1184	9023
9	Carmine / Karminrot / Carmin / Karmijn / Rosso Carminio / Carmin / Carmim / Карминный	 807	 158	1986	1081	1511	5561
10	Royal Purple / Königspurpur / Pourpre royal / Dieppaars / Rosso-Violaceo / Violeta Real / Púrpura real / Яркий пурпурный	 869	 636	1788	1188	1192	5681
11	Magenta / Magenta / Magenta / Magenta / Magenta / Magenta / Фуксин	 620	 625	1710	1319	1191	5592
12	Salmon Pink / Lachsrosa / Rose saumon / Zalmrose / Rosa Salmone / Rosa Salmon / Cravo salmão / Оранжево-розовый	 079	 122	1816	1317	1225	5773
13	Amber Red / Bernsteinrot / Rouge ambre / Amber Rood / Rosso Ambra / Rojo Ambar / Vermelho-âmbar / Янтарно-красный	 333	 212	1942	1341	1119	5591
14	Lemon Yellow / Zitronengelb / Jaune citron / Citro Engeel / Giallo Limone / Amarillo Limon / Amarelo limão / Лимоновожелтый	 202	 342	1623	1023	1067	5625
15	Yellow / Gelb / Jaune / Geel / Giallo / Amarillo / Amarelo / Желтый	 205	 043	1980	1068	1187	5860
16	Harvest Gold / Erntegold / Or blé / Oogst Kleurig Goud / Giallo Grano / Amarillo Trigo / Ouro trigo / Желтозолотистый	 206	 334	1971	1024	1124	5770
17	Orange / Orange / Orange / Oranje / Arancio / Naranja / Laranja / Оранжевый	 208	 335	1951	1137	1024	5694
18	Pumpkin / Kürbisgelb / Citrouille / Pompoen / Giallo Zucca / Calabaza / Abóbora / Тыквенный	 126	 322	1952	1155	1065	5630
19	Tangerine / Mandarinenorange / Tangerine / Felorange / Mandarino / Tangerina / Tangerina / Мандаринный цвет	 209	 336	1965	1078	1078	5518
20	Cream Brown / Braun Weiss / Brun crème / Creme Bruin / Nocciola / Marron Crema / Marrom creme / Кремовый	 010	 331	1866	1022	1061	5761
21	Cream Yellow / Gelblich Weiss / Jaune crème / Cremegeel / Giallo Crema / Amarillo Crema / Amarelo creme / Кремово-желтый	 812	 370	1861	1349	1135	5564
22	Khaki / Khakibraun / Kaki / Khaki / Kaki / Caqui / Caqui / Цвет хаки	 348	 242	1939	1255	1055	5636
23	Deep Gold / Tiefgold / Or foncé / Diepgoud / Oro Scuro / Amarillo Oro / Ouro velho / Глубокий золотой	 214	 354	1772	1172	1025	5770
24	Brass / Messingfarben / Cuivre / Koper / Ottone / Bronze / Latão / Цвет латуни	 328	 404	1791	1192	1159	9109
25	Linen / Leinen Farbig / Drap / Linnen / Lino / Lino / Linho / Льняной	 307	 025	1682	1149	1082	5635
26	Dark Brown / Dunkelbraun / Brun sombre / Donker Bruin / Marrone Scuro / Marron Oscuro / Marrom escuro / Темно-коричневый	 058	 717	1859	1130	1129	5637
27	Reddish Brown / Rotbraun / Brun rougeâtre / Rassing Bruin / Marrone Bruciato / Marron Rojizo / Marrom-avermelhado / Краснокоричневый	 337	 264	1753	1253	1021	5781
28	Clay Brown / Lehm Braun / Brun argile / Kleibrain / Marrone Argilla / Marron Tierra / Marrom barro / Коричневый	 339	 224	1621	1021	1158	5590
29	Beige / Beige / Beige / Beige / Beige / Beige / Bege / Бежевый	 843	 012	1738	1138	1127	5598
30	Warm Gray / Warmgrau / Gris vif / Warm Grijs / Grigio Caldo / Gris Caliente / Cinza quente / Теплый серый	 399	 706	1860	1085	1218	9126
31	Russet Brown / Rotbraun / Brun roussâtre / Roodbruin / Ruggine / Marron Bermejo / Marrom ruivo / Желтокоричневый	 330	 414	1726	1194	1126	5702
32	Light Brown / Hellbraun / Brun clair / Licht Bruin / Marrone Chiaro / Marron Claro / Marrom claro / Светло-коричневый	 323	 255	1729	1056	1128	5789
33	Seacrest / Blassgrün / Vert pâle / Blauw Groen / Cresta Di Mare / Verde Celadon / Azul marinho / Серо-голубой	 542	 505	1647	1219	1077	5578
34	Mint Green / Pfefferminzgrün / Vert menthe / Munt Groen / Verde Menta / Verde Menta / Verde hortelã / Мятный зеленый	 502	 461	1702	1302	1047	5511
35	Leaf Green / Blattgrün / Vert feuille / Bladgroen / Verde Prato / Verde De Hoja / Verde folha / Цвет зеленой лисы	 509	 463	1749	1050	1510	5514
36	Olive Green / Olivgrün / Vert olive / Olijf Groen / Verde Oliva / Verde Oliva / Verde oliva / Зеленый оливковый	 519	 476	1904	1396	1174	5502
37	Dark Olive / Dunkelolivgrün / Olive foncé / Donker Olijf / Oliva Scuro / Verde Oliva Oscuro / Verde-oliva escuro / Темно-оливковый	 517	 473	1769	1156	1156	9122
38	Teal Green / Blaugrün / Vert sarcelle / Taling Groen / Verde Anatra / Verde Azulado / Azul turquesa / Опалово-зеленый	 534	 483	1879	1298	1503	5751
39	Emerald Green / Emerald Grün / Vert émeraude / Smaragd Groen / Verde Smeraldo / Verde Esmeralda / Verde-esmeralda / Изумрудный	 507	 485	1750	1250	1079	5508

	Color Name / Name der Farbe / Nom de la couleur / Kleur naam / Nome del colore / Nombre de color / Nome da cor / Наименование цвета	Embroidery	Country	Madeira Polyneon	Madeira Rayon	Sulky	R.A. Polyester
40	Deep Green / Dunkelgrün / Vert foncé / Diepgroen / Verde Intenso / Verde Intenso / Verde-carregado / Темно-зеленый	 808	 467	1703	1370	1208	5615
41	Fresh Green / Frischgrün / Vert frais / Licht Groen / Verde Mela / Verde Fresco / Verde-fresco / Цвет свежей зелени	 027	 442	1706	1102	1209	9153
42	Lime Green / Limonengrün / Vert tilleul / Limoen Groen / Verde Tiglio / Verde Lima/ Verde lima / Лаймовый зеленый	 513	 444	1848	1049	1177	5622
43	Moss Green / Moosgrün / Vert mousse / Mosgroen / Verde Muschio / Verde Musgo / Verde musgo / Серозеленый	 515	 446	1770	1369	1176	9091
44	Blue / Blau / Bleu / Blauw / Azzurro / Azul / Azul / Синий	 405	 586	1829	1177	1076	5684
45	Ultra Marine / Ultra Marin / Outremer / Ultra Marijn / Blu Oltremare / Azul De Ultramar / Azul ultramarinho / Ультрамарин	 406	 575	1842	1076	1042	5736
46	Light Blue / Hellblau / Bleu clair / Licht Blauw / Celeste / Azul Claro / Azul claro / Светло-голубой	 017	 150	1932	1132	1074	5683
47	Sky Blue / Himmelblau / Bleu ciel / Hemels Blauw / Azzurro Cielo / Celeste / Azul celeste / Лазурь	 019	 512	1828	1029	1196	5506
48	Electric Blue / Elektrischblau / Bleu électrique / Staal Blauw / Blu Elettrico / Azul Electrico / Azul eléctrico / Электрик	 420	 564	1797	1297	1250	5829
49	Peacock Blue / Pfauenblau / Bleu paon / Pauwen Blauw / Blu Pavone / Azul Pavo Real / Azul pavão / Переличатый синий	 415	 057	1652	1252	1206	5810
50	Prussian Blue / Berliner Blau / Bleu de Prusse / Pruisisch Blauw / Blu Di Prussia / Azul De Prusia / Azul da prússia / Берлинская лазурь	 007	 588	1767	1166	1535	5737
51	Cornflower Blue / Kornblumenblau / Bleu centauree / Koren Bloemen Blauw / Blu Fior-Daliso / Azul Centaura / Azul suave / Васильковый	 070	 015	1830	1335	1028	5601
52	Light Lilac / Helllila / Lilas clair / Licht Lila / Lilla Chiaro / Lila Suave / Lilás claro / Светло-сиреневый	 810	 133	1911	1031	1121	9016
53	Lilac / Lila / Lilas / Lila / Lilla / Lila / Lilás / Сиреневый	 612	 623	1831	1080	1080	9009
54	Violet / Violet / Violet / Violet / Violetto / Violeta / Violeta / Фиолетовый	 613	 624	1631	1033	1194	5588
55	Purple / Purpur / Pourpre / Paars / Viola / Purpura / Púrpura / Пурпурный	 614	 635	1880	1122	1122	5554
56	Lavender / Lavendel / Lavande / Lavendel / Lavanda / Lavanda / Лавандовый	 804	 604	1630	1261	1193	5586
57	Wisteria Violet / Wistaria Violet / Violet glycine / Blauwe Regen Paars / Glicine / Violeta Vistaria / Violeta-licinia / Цвет глицинии	 607	 003	1943	1311	1032	5587
58	Pewter / Zinngrau / Étain / Tinkleurig / Peltro / Peltre / Estanho / Цвет пьютера	 704	 745	1840	1041	1041	9114
59	Dark Gray / Dunkelgrau / Gris sombre / Donker Grijs / Grigio Scuro / Gris Oscuro / Cinza escuro / Темно-серый	 707	 747	1841	1241	1220	5565
60	Silver / Silber / Argent / Zilver / Argento / Plata / Prata / Серебряный	 005	 020	1812	1087	1011	5640
61	Gray / Grau / Gris / Grijs / Grigio / Gris / Cinza / Серый	 817	 734	1640	1118	1219	5782
62	----->						
63	-----						
64							

- Note:** *The conversion chart is based on Embroidery thread. The color shades may vary with the different brands listed on the chart. If unsure of a particular color(s), please sew test. Robison Anton (R.A.), Madeira and Sulky are respectively registered trademarks. Actual colors may vary slightly from the chart.*
- Hinweis:** *Die Garntabelle basiert auf Brother Stickgarn. Die Farbschattierungen können je nach unterschiedlichen, in der Tabelle aufgeführten Marken abweichen. Wenn Sie sich bei bestimmten Farben nicht sicher sind, sticken Sie bitte eine Probe. Robison Anton (R.A.), Madeira und Sulky sind eingetragene Warenzeichen. Die tatsächlichen Farben können leicht von der Tabelle abweichen.*
- Remarque:** *Le tableau de conversion est basé sur le fil de broderie. Les nuances de couleur peuvent varier en fonction des marques énumérées dans le tableau. En cas de doute sur un coloris, faites un essai de couture. « Robison Anton (R.A.) », « Madeira » et « Sulky » sont des marques déposées respectives. Les couleurs réelles risquent d'être légèrement différentes de celles du tableau.*
- Opmerking:** *Het omzettingsschema is gebaseerd op het gebruik van borduurgarens. De kleurtinten kunnen enigszins afwijken voor de diverse merken in het schema. Indien u niet zeker bent van de juiste kleur(en), borduur dan eerst een stukje op proef. De namen Robison Anton (R.A.), Madeira en Sulky zijn allemaal gedeponeerde handelsmerken. De oorspronkelijke kleurtinten kunnen iets afwijken van de weergave.*
- Nota:** *La tabella di conversione è in funzione del filo da ricamo. Le tonalità cromatiche possono variare secondo le differenti marche elencate nella tabella. In caso di dubbio su un particolare colore o su più colori si raccomanda di eseguire una prova di cucito. Robison Anton (R.A.), Madeira e Sulky sono marchi di fabbrica registrati. I colori effettivi possono variare lievemente rispetto a quelli della tabella.*
- Nota:** *La tabla de conversión está basada en hilo de bordar. Los tonos de color podrán variar con las diferentes marcas enumeradas en la tabla. Si tiene dudas sobre un color o colores en particular, haga un cosido de prueba. Robison Anton (R.A.), Madeira y Sulky son marcas registradas respectivamente. Los colores verdaderos podrán variar ligeramente con respecto a los de la tabla.*
- Nota:** *A tabela de conversão é baseada na linha de bordar. As tonalidades das cores podem variar nas diferentes marcas listadas na tabela. Se não tiver certeza sobre uma determinada cor ou cores, faça o teste de costura. Robison Anton (R.A.), Madeira e Sulky são respectivamente marcas registradas. As cores reais podem variar um pouco da tabela.*
- Примечание:** *Таблица преобразования составлена на базе вышивальных нитей. Оттенки цветов могут варьироваться в зависимости от производителей, указанных в таблице. Если вы не уверены в выборе какого-то конкретного цвета, произведите пробную вышивку. Robison Anton (R.A.), Madeira и Sulky являются зарегистрированными товарными знаками. Реальные цвета могут несколько отличаться от представленных в таблице.*

Font Name Chart
 Tableau des noms de polices
 Tabella nomi dei font
 Quadro de nomes de fontes

Tabelle der Schriftarten
 Overzicht lettertypen
 Diagrama de nombre de las fuentes
 Таблица названий шрифтов

	Font Key/ Schriftarttaste/ Touche de police/ Lettertypetoets/ Tasto font/ Clave de las fuentes/ Tecla da fonte/ Кнопка шрифта	Font Name/ Schriftartname/ Nom de la police/ Lettertype/ Nome font/ Nombre de la fuente/ Nome da fonte/ Название шрифта
1	⁰¹ ABC	Block 01
2	⁰² ABC	Serif 01
3	⁰³ ABC	Brussels Demi Outline
4	⁰⁴ ABC	Calgary MediumItalic
5	⁰⁵ ABC	Sicilia Light Italic
6	⁰⁶ ABC	Istanbul
7	⁰⁷ ABC	Los Angeles
8	⁰⁸ АБВ	Utah Bold Cyrillic
9	⁰⁹ あいう	Japanese Font 1/ Japanische Schriftart 1/ Police japonaise 1/ Japans lettertype 1/ Font giapponese 1/ Fuente japonesa 1/ Fonte japonesa 1/ Японский шрифт 1 (Misugi Gothic B)
10	¹⁰ あいう	Japanese Font 2/ Japanische Schriftart 2/ Police japonaise 2/ Japans lettertype 2/ Font giapponese 2/ Fuente japonesa 2/ Fonte japonesa 2/ Японский шрифт 2
11	¹¹ あいう	Japanese Font 3/ Japanische Schriftart 3/ Police japonaise 3/ Japans lettertype 3/ Font giapponese 3/ Fuente japonesa 3/ Fonte japonesa 3/ Японский шрифт 3 (Rakuchiku POP H)

English
German
French
Dutch
Italian
Spanish
Portuguese-BR
Russian

888-L01/L90/L91/K02/K92
Printed in Vietnam



XG5448-001