




























# Stitch Overview

## Utility Stitches

Stitch	Nº	Name	Description
	1	Straight stitch	For seaming and topstitching. Select from 29 different needle positions.
	2	Stretch triple straight stitch	Reinforced seam. Topstitching.
	3	Zigzag stitch	Reinforce seams, clean finish, stretch sewing, lace insertion.
	4	Zigzag stitch, right or left needle position	Reinforce seams, clean finish, stretch sewing.
	5	Z-zigzag stitch	Appliqué, couching, eyelets.
	6	Stretch triple zigzag stitch	Elastic stitch for decorative hems or topstitching.
	7	Three-step zigzag stitch	Sewing elastic, darning, patching.
	8	Honeycomb stitch	Decorative stitch for stretch fabrics and hems. Also used with elastic thread in the bobbin.
	9	Bridging stitch	Joining fabrics and quilt batting, decorative stitch for quilting, hemstitching.
	10	Foundation elastic stitch	Joining stitch for undergarments, terry cloth, leather, bulky fabrics where overlapping the seams.
	11	Crosshem stitch	Elastic decorative hem for stretch fabrics.
	12	Blindhem stitch	Sewing blindhems on woven fabrics.
	13	Elastic blindhem stitch	Sewing blindhems on stretch fabrics.
	14	Stretch tricot stitch	Sewing seams on stretch fabrics.
	15	Closed overlock	Seam and overcast stretch fabrics in one step.
	16	Overlock	Seam and overcast in one step, patch, hem.
	17	Closed overlock	Seam and overcast in one step, patch, hem.
	18	Linen buttonhole	Buttonhole for blouses, shirts and linen.
	19	Standard buttonhole	Basic buttonhole for blouses, shirts and jackets. Also for pillow cases.

Stitch	Nº	Name	Description
	20	Rounded buttonhole with lengthwise tack	Buttonhole for garments.
	21	Eyelet buttonhole with lengthwise tack	Tailors buttonhole for jackets and trousers.
	22	Rounded buttonhole	Buttonhole for light garments or jackets.
	23	Stretch buttonhole	Buttonhole for stretch fabrics.
	24	Button sewing	Sew on buttons or tacking.
	25	Eyelet	Heirloom sewing decorative trim.
	26	Programmable darning stitch	Darning holes or damaged fabric.
	27	Bartack	Automatically reinforce seams and pockets.

## Quilt Stitches

28	29	30	31	32	33	34	35	36	37	38	39
40	41	42	43	44	45	46	47	48	49	50	51

## Needle Art Stitches

52	53	54	55	56	57	58	59	60	61	62	63







## Satin Stitches

64	65	66	67	68	69	70	71	72	73	74	75	76

## Decorative Stitches

77	78	79	80	81	82	83	84	85	86	87	88	89	90
91	92	93	94	95	96	97	98	99	100	101	102	103	104

## Optional Feet Stitches

	105	Beading stitch, 4-6 mm	For sewing on pearls, beads etc. Requires optional Beading foot (part number 820605-096).
	106	Beading stitch	For sewing on pearls, beads etc. Requires optional Beading foot (part number 820605-096).
	107	Candlewicking	Create the look of hand embroidered French knots. Requires optional Candlewicking Foot for IDT™ system (part number 820613-096).
	108	Candlewicking	Create the look of hand embroidered French knots. Requires optional Candlewicking Foot for IDT™ system (part number 820613-096).
	109	Joining and edging stitch	For joining two pieces of fabric. Requires optional Join and Fold Edging Foot for IDT™ system (part number 820931-096).
	110	Joining and edging stitch	For joining two pieces of fabric. Requires optional Join and Fold Edging Foot for IDT™ system (part number 820931-096).